



Vera C. Rubin Observatory  
Data Management

# Data Management Test Plan

William O'Mullane, John Swinbank, Mario Juric, Frossie Economou,  
Gabriele Comoretto, Leanne Guy

LDM-503

Latest Revision: 2022-09-06

**Draft Revision NOT YET Approved** - This Rubin Observatory document has been approved as a Content-Controlled Document by the Rubin Observatory DM Change Control Board. If this document is changed or superseded, the new document will retain the Handle designation shown above. The control is on the most recent digital document with this Handle in the Rubin Observatory digital archive and not printed versions. Additional information may be found in the corresponding DM RFC. - **Draft Revision NOT YET Approved**



## Abstract

This is the Test Plan for Data Management. In it we define terms associated with testing and further test specifications for specific items.

Draft

## Change Record

Version	Date	Description	Owner name
	2017-01-13	First draft	William O'Mullane
1.0	2017-06-30	First approved release.	William O'Mullane
1.1	2017-07-04	Minor cleanups for review. Approved in RFC-358.	W. O'Mullane
1.2	2017-07-19	Milestone alignment with plan	W. O'Mullane
	2018-06-18	Milestone alignment with PMCS and derived from it	J.D. Swinbank
1.3	2018-06-18	Approved in RFC-492	J.D. Swinbank
1.4	2018-07-17	Correct test specifications for LDM-503-04, 04b, 05, 08b. Link Pipelines releases to LDM-564. Approved in RFC-501.	J.D. Swinbank
1.5	2018-11-13	Include updated document tree. Update milestones for month end September 2018. Describe approach to managing tests in Jira.	W. O'Mullane; J.D. Swinbank; G. Comoretto
1.6	2019-07-12	Updated schedule based on PMCS for month end May 2019. Updated description and link to test plan & report for LDM-503-07 & LDM-503-09a. Add milestone LDM-503-10a. Overhaul milestone descriptions following input from product owners and T/CAMs.	J.D. Swinbank
1.7	2020-08-18	Eliminate mention of deprecated low-level test specifications (all those other than LDM-540). Update milestone descriptions and schedule to be current as of end June 2020. Clarified requirements verification using available data (DM-22089). RFC-708	J.D. Swinbank; L.P. Guy
1.8	2021-06-11	Refresh for review - include GEN3. Approved in RFC-781	W. O'Mullane
1.9	2022-05-25	Updates following project reorganization. Approved in RFC-XXX	L. Guy

Document source location: <https://github.com/lsst/LDM-503>

## Contents

<b>1 Introduction</b>	<b>1</b>
1.1 Objectives . . . . .	1
1.2 Scope . . . . .	1
1.3 Assumptions . . . . .	2
1.4 Applicable Documents . . . . .	2
1.5 References . . . . .	2
1.6 Definitions, Acronyms, and Abbreviations . . . . .	5
<b>2 Verification Tests</b>	<b>7</b>
2.1 Managing and Reporting Test Execution . . . . .	8
2.2 Components Under Test . . . . .	11
2.3 Test Approach Overview . . . . .	11
2.3.1 Tools . . . . .	11
2.3.2 Requirements and Test Objects . . . . .	12
2.3.3 Test Documents . . . . .	14
2.3.4 Approval Procedure . . . . .	15
2.3.5 The DM VCD . . . . .	15
2.4 Roles and Personnel . . . . .	15
2.5 Success Criteria . . . . .	16
2.6 Constraints and Limitations . . . . .	17
2.6.1 Procedural and Technical Limitations . . . . .	17
2.6.2 Requirements Traceability Constraints . . . . .	17
<b>3 Operations Rehearsals</b>	<b>18</b>
<b>4 Science Validation</b>	<b>18</b>
4.1 Definition . . . . .	18
4.2 Schedule and Execution . . . . .	19
4.2.1 Schedule . . . . .	19
4.2.2 Execution . . . . .	20

4.3	Deliverables . . . . .	20
4.4	Organization and Resources . . . . .	21
4.4.1	Example . . . . .	22
<b>5</b>	<b>Master Schedule</b>	<b>23</b>
<b>6</b>	<b>Major DM Milestones</b>	<b>24</b>
6.1	Nightly software integration tests and releases (LDM-503-NLY) . . . . .	27
6.2	Weekly software integration tests and releases (LDM-503-WLY) . . . . .	27
6.3	Science Platform with WISE data in PDAC ( <b>LDM-503-01</b> ) . . . . .	27
6.3.1	Execution Procedure . . . . .	27
6.3.2	Description . . . . .	27
6.4	Alert generation validation ( <b>LDM-503-03</b> ) . . . . .	27
6.4.1	Execution Procedure . . . . .	27
6.4.2	Description . . . . .	28
6.5	HSC reprocessing ( <b>LDM-503-02</b> ) . . . . .	28
6.5.1	Execution Procedure . . . . .	28
6.5.2	Description . . . . .	28
6.6	Aux Tel DAQ integration functionality test ( <b>LDM-503-04</b> ) . . . . .	28
6.6.1	Execution Procedure . . . . .	28
6.6.2	Description . . . . .	28
6.7	AuxTel DAQ Interface Verification and Spectrograph Ops Rehearsal ( <b>LDM-503-04b</b> ) . . . . .	28
6.7.1	Execution Procedure . . . . .	29
6.7.2	Description . . . . .	29
6.7.3	Comments . . . . .	29
6.8	Camera data processing ( <b>LDM-503-07</b> ) . . . . .	29
6.8.1	Execution Procedure . . . . .	29
6.8.2	Description . . . . .	29
6.9	Science Platform: TAP service with federated SSO A&A ( <b>LDM-503-10a</b> ) . . . . .	29
6.9.1	Execution Procedure . . . . .	29

6.9.2	Description . . . . .	30
6.9.3	Comments . . . . .	30
6.10	Small Scale CCOB Data Access ( <b>LDM-503-08b</b> ) . . . . .	30
6.10.1	Execution Procedure . . . . .	30
6.10.2	Description . . . . .	30
6.10.3	Comments . . . . .	30
6.11	Alert distribution validation ( <b>LDM-503-05</b> ) . . . . .	30
6.11.1	Execution Procedure . . . . .	30
6.11.2	Description . . . . .	31
6.12	Pipelines Release Fall 2018 ( <b>LDM-503-09a</b> ) . . . . .	31
6.12.1	Execution Procedure . . . . .	31
6.12.2	Description . . . . .	31
6.13	Large Scale CCOB Data Access ( <b>LDM-503-10b</b> ) . . . . .	31
6.13.1	Execution Procedure . . . . .	31
6.13.2	Description . . . . .	31
6.13.3	Comments . . . . .	31
6.14	DM ComCam interface verification readiness ( <b>LDM-503-06</b> ) . . . . .	32
6.14.1	Execution Procedure . . . . .	32
6.14.2	Description . . . . .	32
6.14.3	Comments . . . . .	32
6.15	Spectrograph data acquisition ( <b>LDM-503-08</b> ) . . . . .	32
6.15.1	Execution Procedure . . . . .	32
6.15.2	Description . . . . .	32
6.15.3	Comments . . . . .	33
6.16	DAQ validation ( <b>LDM-503-10</b> ) . . . . .	33
6.16.1	Execution Procedure . . . . .	33
6.16.2	Description . . . . .	33
6.16.3	Comments . . . . .	33
6.17	ComCam Ops Readiness ( <b>LDM-503-11a</b> ) . . . . .	33
6.17.1	Execution Procedure . . . . .	33

6.17.2 Description . . . . .	34
6.17.3 Comments . . . . .	34
6.18 Ops rehearsal for commissioning #1 ( <b>LDM-503-09</b> ) . . . . .	34
6.18.1 Execution Procedure . . . . .	34
6.18.2 Description . . . . .	34
6.19 Pipelines Release Fall 2019 ( <b>LDM-503-11b</b> ) . . . . .	34
6.19.1 Execution Procedure . . . . .	34
6.19.2 Description . . . . .	34
6.20 Science Platform ready for DP0.1 ( <b>LDM-503-14a</b> ) . . . . .	35
6.20.1 Execution Procedure . . . . .	35
6.20.2 Description . . . . .	35
6.21 Ops rehearsal for commissioning #2 ( <b>LDM-503-11</b> ) . . . . .	35
6.21.1 Execution Procedure . . . . .	35
6.21.2 Description . . . . .	35
6.21.3 Comments . . . . .	36
6.22 Pipelines Release Fall 2020 ( <b>LDM-503-13a</b> ) . . . . .	36
6.22.1 Execution Procedure . . . . .	36
6.22.2 Description . . . . .	36
6.23 Gen3 parity demonstrated ( <b>LDM-GEN3</b> ) . . . . .	36
6.23.1 Execution Procedure . . . . .	36
6.23.2 Description . . . . .	36
6.24 Pipelines Release Spring 2022 ( <b>LDM-503-15a</b> ) . . . . .	36
6.24.1 Execution Procedure . . . . .	37
6.24.2 Description . . . . .	37
6.25 Science Platform ready for DP0.2 with Image Services ( <b>LDM-503-RSPa</b> ) . . . . .	37
6.25.1 Execution Procedure . . . . .	37
6.25.2 Description . . . . .	37
6.26 Ops rehearsal for commissioning #3 ( <b>LDM-503-12</b> ) . . . . .	37
6.26.1 Execution Procedure . . . . .	37
6.26.2 Description . . . . .	38

6.27 Ops Rehearsal for DRP #1 ( <b>LDM-503-13</b> ) . . . . .	38
6.27.1 Execution Procedure . . . . .	38
6.27.2 Description . . . . .	38
6.28 EFD for M1M3 on summit. ( <b>LDM-503-EFDa</b> ) . . . . .	38
6.28.1 Execution Procedure . . . . .	38
6.28.2 Description . . . . .	38
6.29 EFD replicated at USDF ( <b>LDM-503-EFDb</b> ) . . . . .	38
6.29.1 Execution Procedure . . . . .	38
6.29.2 Description . . . . .	39
6.30 DM Readiness for Science Verification Surveys ( <b>LDM-503-14</b> ) . . . . .	39
6.30.1 Execution Procedure . . . . .	39
6.30.2 Description . . . . .	39
6.30.3 Comments . . . . .	39
6.31 Ops Rehearsal for DRP #2 ( <b>LDM-503-15</b> ) . . . . .	39
6.31.1 Execution Procedure . . . . .	39
6.31.2 Description . . . . .	39
6.32 Pipelines Release Spring 2023 ( <b>LDM-503-16a</b> ) . . . . .	40
6.32.1 Execution Procedure . . . . .	40
6.32.2 Description . . . . .	40
6.33 LSSTcam On Sky Readiness ( <b>LDM-503-12a</b> ) . . . . .	40
6.33.1 Execution Procedure . . . . .	40
6.33.2 Description . . . . .	40
6.33.3 Comments . . . . .	40
6.34 Ops Rehearsal for DRP #3 ( <b>LDM-503-16</b> ) . . . . .	40
6.34.1 Execution Procedure . . . . .	40
6.34.2 Description . . . . .	41
6.35 EFD via TAP ( <b>LDM-503-EFDc</b> ) . . . . .	41
6.35.1 Execution Procedure . . . . .	41
6.35.2 Description . . . . .	41



6.36 Final operations rehearsal ( <b>LDM-503-17</b> ) . . . . .	41
6.36.1 Execution Procedure . . . . .	41
6.36.2 Description . . . . .	41
6.37 Science Platform ready for Science Verification ( <b>LDM-503-RSPb</b> ) . . . . .	41
6.37.1 Execution Procedure . . . . .	41
6.37.2 Description . . . . .	42
6.38 Final Pipelines Delivery ( <b>LDM-503-17a</b> ) . . . . .	42
6.38.1 Execution Procedure . . . . .	42
6.38.2 Description . . . . .	42

Draft

# Data Management Test Plan

## 1 Introduction

This document provides an introduction to and overview of the approach to verification and validation which has been adopted by the LSST Data Management Subsystem. Broadly, this approach consists of three aspects:

- *Verification* that the Data Management system as delivered meets the requirements placed upon it;
- *Validation* that the system as delivered meets the needs of the scientific community;
- *Rehearsing* the sustained operation of the system in operational scenarios.

This documentation describes how LSST Data Management is addressing each of these three requirements, and describes a series of high-level milestones and the accompanying test schedule. In addition, it briefly discusses the software development infrastructure that has been developed to support all three of these aspects of testing.

### 1.1 Objectives

We describe the test and verification approach for Data Management and describe various constraints and limitations in the testing to be performed. We also describe the program of rehearsals which will be undertaken to demonstrate the sustained operation of the Data Management system, and the validation exercises which will be performed on the partially and fully integrated system. We do not describe all tests in detail; those are described in dedicated test specifications for major components of Data Management.

### 1.2 Scope

This provides the approach and plan for all of Data Management. It covers interfaces between Data Management and components from other LSST subsystems but nothing outside of Data Management. This document is change-controlled by the DMCCB and will be updated in response to any requirements updates or changes of approach.

### 1.3 Assumptions

We will run large scale verification exercises in order to demonstrate the system’s end-to-end capability against its design specifications. A large amount of informal science verification and validation will be done in the the teams and documented in technical notes; in this test plan we are looking for verification of the broader system, demonstration of its *operability* — i.e. whether it can be run every day for the 10 year planned survey with a reasonable level of operational support – and to validate its capability to meet the scientific expectations of the community.

### 1.4 Applicable Documents

When applicable documents change a change may be required in this document.

LPM-55	LSST Quality Assurance Plan
LDM-148	DM Architecture
LDM-294	DM Project Management Plan
LDM-639	DM Acceptance Test Specification

### 1.5 References

- [1] **[DMTR-302]**, AlSayyad, Y., 2021, *LDM-503-13a: Science Pipelines Fall 2020 Release Test Plan and Report*, DMTR-302, URL <https://dmtr-302.lsst.io/>, Vera C. Rubin Observatory Data Management Test Report
- [2] **[LDM-555]**, Becla, J., 2017, *Data Management Database Requirements*, LDM-555, URL <https://ls.st/LDM-555>
- [3] **[LDM-533]**, Bellm, E.C., 2017, *Level 1 System Software Test Specification*, LDM-533, URL <https://ls.st/LDM-533>
- [4] **[LDM-534]**, Bosch, J., Chiang, H.F., Gower, M., Swinbank, J.D., 2021, *LSST Level 2 Sys-*

- tem Test Specification*, LDM-534, URL <https://ldm-534.lsst.io/>,  
Vera C. Rubin Observatory Data Management Controlled Document
- [5] **[DMTR-102]**, Butler, M., 2019, *LDM-503-8b (Small Scale CCOB Data Access) Test Plan and Report*, DMTR-102, URL <https://dmtr-102.lsst.io/>,  
Vera C. Rubin Observatory Data Management Test Report
- [6] **[DMTR-121]**, Butler, M., 2019, *LDM-503-8 Spectrograph Data Acquisition Test Plan and Report*, DMTR-121, URL <https://dmtr-121.lsst.io/>,  
Vera C. Rubin Observatory Data Management Test Report
- [7] **[DMTR-171]**, Butler, M., 2020, *LDM-503-6: ComCam Interface Verification Readiness Test Plan and Report*, DMTR-171, URL <https://dmtr-171.lsst.io/>,  
Vera C. Rubin Observatory Data Management Test Report
- [8] **[DMTR-181]**, Butler, M., 2020, *LDM-503-10: DAQ Validation Test Plan and Report*, DMTR-181, URL <https://dmtr-181.lsst.io/>,  
Vera C. Rubin Observatory Data Management Test Report
- [9] **[DMTR-182]**, Butler, M., 2020, *LDM-503-10b: Large Scale CCOB Data Access Test Plan and Report*, DMTR-182, URL <https://dmtr-182.lsst.io/>,  
Vera C. Rubin Observatory Data Management Test Report
- [10] **[LDM-538]**, Butler, M., Parsons, J., Gower, M., 2018, *Raw Image Archiving Service Test Specification*, LDM-538, URL <https://ls.st/LDM-538>
- [11] **[DMTR-271]**, Carlin, J., 2022, *LDM-GEN3: Gen 3 Butler Acceptance Testing Test Plan and Report*, DMTR-271, URL <https://dmtr-271.lsst.io/>,  
Vera C. Rubin Observatory Data Management Test Report
- [12] **[LSE-79]**, Claver, C., The LSST Commissioning Planning Team, 2017, *System AI&T and Commissioning Plan*, LSE-79, URL <https://ls.st/LSE-79>
- [13] **[LSE-29]**, Claver, C.F., The LSST Systems Engineering Integrated Project Team, 2017, *LSST System Requirements (LSR)*, LSE-29, URL <https://ls.st/LSE-29>
- [14] **[LSE-30]**, Claver, C.F., The LSST Systems Engineering Integrated Project Team, 2018, *Observatory System Specifications (OSS)*, LSE-30, URL <https://ls.st/LSE-30>
- [15] **[LDM-692]**, Comoretto, G., 2021, *DM Verification Control Document*, LDM-692, URL <https://ldm-692.lsst.io/>,  
Vera C. Rubin Observatory Data Management Controlled Document

- [16] **[DMTR-161]**, Dubois-Felsmann, G., 2020, *LDM-503-10a: LSP with Authentication and TAP Test Plan and Report*, DMTR-161, URL <https://dmtr-161.lsst.io/>,  
Vera C. Rubin Observatory Data Management Test Report
- [17] **[DMTR-301]**, Dubois-Felsmann, G., 2021, *LDM-503-14a: RSP redeployed on the Interim Data Facility (IDF), ready for DPO.1 Test Plan and Report*, DMTR-301, URL <https://dmtr-301.lsst.io/>,  
Vera C. Rubin Observatory Data Management Test Report
- [18] **[LSE-61]**, Dubois-Felsmann, G., Jenness, T., 2019, *Data Management System (DMS) Requirements*, LSE-61, URL <https://lse-61.lsst.io/>,  
Vera C. Rubin Observatory
- [19] **[LDM-554]**, Dubois-Felsmann, G., Ciardi, D., Mueller, F., Economou, F., 2019, *Data Management LSST Science Platform Requirements*, LDM-554, URL <https://ldm-554.lsst.io/>,  
Vera C. Rubin Observatory Data Management Controlled Document
- [20] **[LDM-542]**, Dubois-Felsmann, G., Economou, F., Lim, K.T., et al., 2019, *Science Platform Design*, LDM-542, URL <https://ldm-542.lsst.io/>,  
Vera C. Rubin Observatory Data Management Controlled Document
- [21] **[LDM-540]**, Dubois-Felsmann, G.P., Guy, L., Carlin, J., et al., 2020, *LSST Science Platform Test Specification*, LDM-540, URL <https://ldm-540.lsst.io/>,  
Vera C. Rubin Observatory Data Management Controlled Document
- [22] **[DMTR-231]**, Gruendl, R., 2020, *LDM-503-11a: ComCam OPS Readiness Test Plan and Report*, DMTR-231, URL <https://dmtr-231.lsst.io/>,  
Vera C. Rubin Observatory Data Management Test Report
- [23] **[LDM-639]**, Guy, L., Wood-Vasey, W., Bellm, E., et al., 2020, *LSST Data Management Acceptance Test Specification*, LDM-639, URL <https://ldm-639.lsst.io/>,  
Vera C. Rubin Observatory Data Management Controlled Document
- [24] **[LDM-643]**, Johnson, M., Gruendl, R., 2019, *Proposed DM OPS Rehearsals*, LDM-643, URL <https://ls.st/LDM-643>
- [25] **[LSE-319]**, Jurić, M., Ciardi, D., Dubois-Felsmann, G., Guy, L., 2019, *LSST Science Platform Vision Document*, LSE-319, URL <https://lse-319.lsst.io/>,  
Vera C. Rubin Observatory

- [26] **[DMTR-291]**, Krughoff, S., 2021, *DM-503-EFDa: EFD on Summit for M1/M3 Test Plan and Report*, DMTR-291, URL <https://dmtr-291.lsst.io/>,  
Vera C. Rubin Observatory Data Management Test Report
- [27] **[LDM-148]**, Lim, K.T., Bosch, J., Dubois-Felsmann, G., et al., 2018, *Data Management System Design*, LDM-148, URL <https://ls.st/LDM-148>
- [28] **[RTN-001]**, O'Mullane, W., 2021, *Data Preview 0: Definition and planning.*, RTN-001, URL <https://rtn-001.lsst.io/>,  
Vera C. Rubin Observatory Technical Note
- [29] **[LDM-564]**, O'Mullane, W., Economou, F., Jenness, T., Loftus, A., 2018, *Data Management Software Releases for Verification/Integration*, LDM-564, URL <https://ls.st/LDM-564>
- [30] **[LDM-294]**, O'Mullane, W., Swinbank, J., Juric, M., Guy, L., DMLT, 2022, *Data Management Organization and Management*, LDM-294, URL <https://ldm-294.lsst.io/>,  
Vera C. Rubin Observatory Data Management Controlled Document
- [31] **[LPM-55]**, Sweeney, D., McKercher, R., 2013, *Project Quality Assurance Plan*, LPM-55, URL <https://ls.st/LPM-55>
- [32] **[DMTR-112]**, Swinbank, J., 2019, *LDM-503-07 (Camera Data Processing) Test Plan and Report*, DMTR-112, URL <https://dmtr-112.lsst.io/>,  
Vera C. Rubin Observatory Data Management Test Report
- [33] **[DMTR-192]**, Swinbank, J., 2020, *LDM-503-11b: Science Pipelines Fall 2019 Release Test Plan and Report*, DMTR-192, URL <https://dmtr-192.lsst.io/>,  
Vera C. Rubin Observatory Data Management Test Report
- [34] **[LDM-151]**, Swinbank, J., Axelrod, T., Becker, A., et al., 2020, *Data Management Science Pipelines Design*, LDM-151, URL <https://ldm-151.lsst.io/>,  
Vera C. Rubin Observatory Data Management Controlled Document
- [35] **[DMTR-111]**, Swinbank, J.D., 2019, *LDM-503-09a (Science Pipelines Fall 2018 Release) Test Plan and Report*, DMTR-111, URL <https://dmtr-111.lsst.io/>,  
Vera C. Rubin Observatory Data Management Test Report

## 1.6 Definitions, Acronyms, and Abbreviations

<b>Acronym</b>	<b>Description</b>
ADQL	Astronomical Data Query Language
API	Application Programming Interface
ATM	Adaptavist Test Management
BDC	Base Data Center
CCB	Change Control Board
CCOB	Camera Calibration Optical Bench
CI	Continuous Integration
ComCam	The commissioning camera is a single-raft, 9-CCD camera that will be installed in LSST during commissioning, before the final camera is ready.
DAC	Data Access Center
DAQ	Data Acquisition System
DBB	Data Backbone
DCR	Differential Chromatic Refraction
DM	Data Management
DMCCB	DM Change Control Board
DMS	Data Management Subsystem
DMS-REQ	Data Management System Requirements prefix
DMTR	DM Test Report
DPO	Data Preview 0
DRP	Data Release Production
DWDM	Dense Wave Division Multiplex
EFD	Engineering and Facility Database
EPO	Education and Public Outreach
ETL	extract-transform-load
HSC	Hyper Suprime-Cam
I&T	Integration and Test
IDF	Interim Data Facility
IVOA	International Virtual-Observatory Alliance
L1	Lens 1
LPM	LSST Project Management (Document Handle)
LSE	LSST Systems Engineering (Document Handle)
LSP	LSST Science Platform (now Rubin Science Platform)

LSST	Legacy Survey of Space and Time (formerly Large Synoptic Survey Telescope)
LVV	LSST Verification and Validation
M1M3	Primary Mirror Tertiary Mirror
NCSA	National Center for Supercomputing Applications
OCS	Observatory Control System
OPS	Operations
PDAC	Prototype Data Access Center
PMCS	Project Management Controls System
PSF	Point Spread Function
QA	Quality Assurance
QC	Quality Control
RFC	Request For Comment
RSP	Rubin Science Platform
RTN	Rubin Technical Note
S3	(Amazon) Simple Storage Service
SDSS	Sloan Digital Sky Survey
SLAC	SLAC National Accelerator Laboratory
SODA	Server-side Operations for Data Access
SSO	Solar System Object
TAP	Table Access Protocol
TBD	To Be Defined (Determined)
UI	User Interface
USDF	United States Data Facility
UX	User Experience
VCD	Verification Control Document
WCS	World Coordinate System
WISE	Wide-field Survey Explorer

## 2 Verification Tests

We regard the system as being successfully completed when all of the high level requirements placed upon it, as defined in LSE-61 — the *Data Management System Requirements* — have been



verified. The approach which will be taken to verifying each requirement is described in LDM-639, the *DM Acceptance Test Specification*. This test specification covers all aspects of the tests, as described in Section 2.3. Any given requirement may have multiple test cases associated with it in the specification, and these tests will be phased to account for incremental delivery depending on the need for certain functionality at a specific time. We anticipate that this phasing will align with the priorities assigned to requirements in LSE-61 — that is, that high priority requirements will be verified first — but this is not, in itself, required, nor will it always be possible.

In addition to the high level requirements on the overall Data Management system, lower-level requirements documents describe requirements placed upon specific parts of the system (for example, LDM-554 provides requirements on the LSST Science Platform, and LDM-555 on the DM database system). In general, these low-level requirements are not accompanied by test specification documents; rather, we regard all low-level requirements as being satisfied when the corresponding high-level requirements have been successfully verified according to the LDM-639 test specification. An important exception to this is the Science Platform, for which a detailed test specification — LDM-540 — is available. This is appropriate given the wide scope of, and detailed requirements on, this particular component of the DM system. Given this, the high-level (LDM-639) test activities for the Science Platform may be just inspections of the lower-level test results.

Although individual test cases may be executed at any time, it is anticipated that major testing campaigns will be undertaken to demonstrate the successful completion of major milestones in the Data Management construction effort. The schedule for these milestones is shown in Section 5, while Section 6 provides further details as to the contents of each one. In addition, each low level component owner can define specific test campaigns to verify compliance with the relevant requirements. For example, such a test campaign may be associated with a software release made for a specific purpose.

## 2.1 Managing and Reporting Test Execution

As described above, requirements and test specifications are provided in baselined documents. These documents provide curated views on the Jira *LSST Verification and Validation* project which underlies the LSST-wide test effort. The Jira system provides “test scripts” that testers will follow when carrying out tests, and tracks information about test execution and results. This information enables us to generate reports on the execution of each test, and

ultimately to build a Verification Control Document (VCD; see Figure 1 LDM-692). The VCD will provide the verification status of each DM requirement (in terms of the fraction of test cases pertaining to that requirement which have been successfully executed).

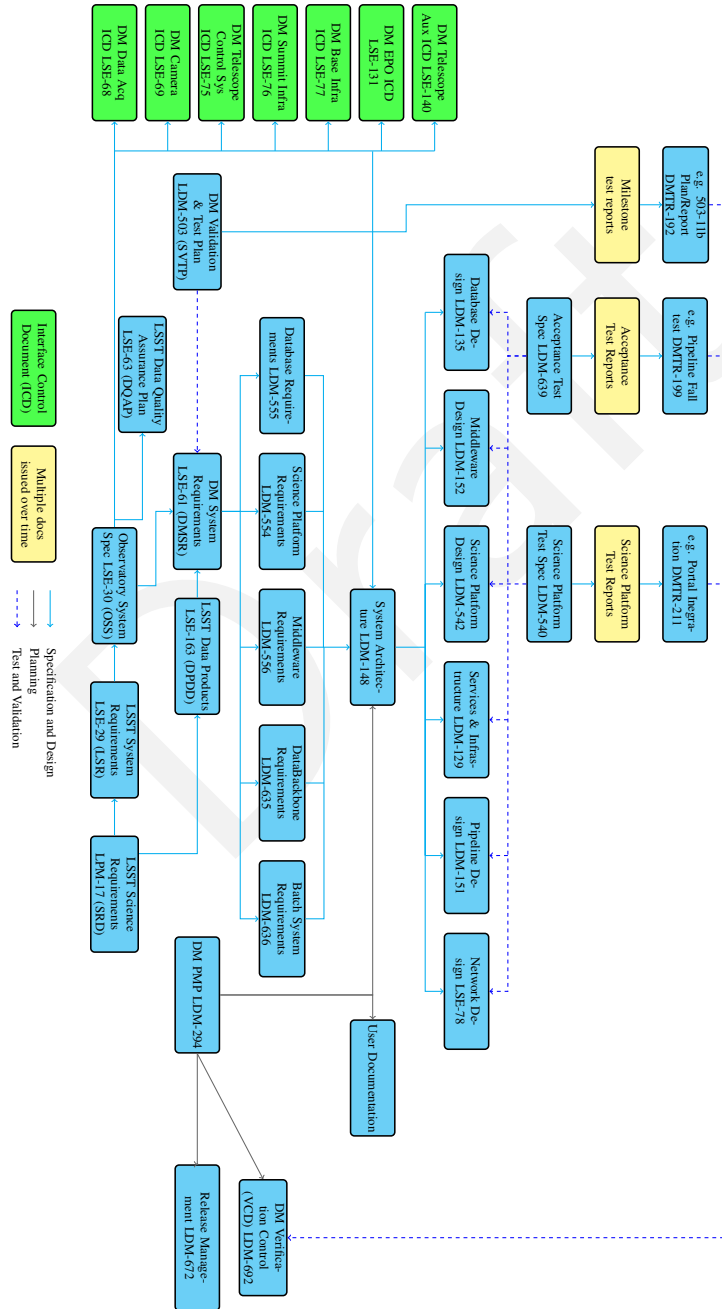


FIGURE 1: The Data Management document tree.

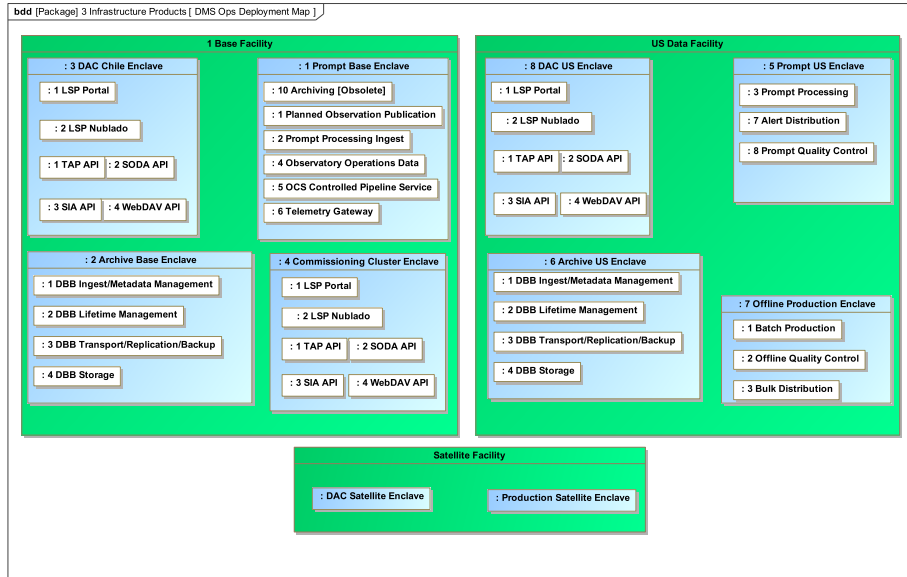


FIGURE 2: DM components as deployed during Operations. For details, refer to LDM-148.

## 2.2 Components Under Test

The components of the DM system are outlined in LDM-294 and described in detail in LDM-148; a summary is shown in Figure 2.

In addition, the test plan presented in this document covers:

- The external interfaces between Data Management and other LSST systems. These are described in DocuShare collection 5201. These verification activities will contribute to the global coverage of LSST requirements, but will not be included in the generation of the DM VCD.
- Operational procedures, such as the Data Release Production process. These are addressed by means of *operations rehearsals* which constitute some of the level two milestones.

The tests associated with each milestone may encompass more than one component of the DM system. The relevant components must therefore be included in the description of the milestone in Section 6.

## 2.3 Test Approach Overview

This section gives an overview of the approach, facilities and documents involved in the verification process.

### 2.3.1 Tools

Properly understanding the test management system requires some familiarity with the tooling involved.

#### **MagicDraw**

MagicDraw<sup>1</sup> is the standard requirements modeling tool in use by LSST; it is where all requirements are ultimately defined. The LSST Systems Engineering team use MagicDraw

<sup>1</sup><https://www.nomagic.com/products/magicdraw>

to track verification of the entire LSST system; it is therefore imperative that all results generated by DM are collected here.

### **Jira and Adaptavist Test Management**

Jira<sup>2</sup> is the issue tracking and management system in use across LSST. Adaptavist Test Management<sup>3</sup> augments Jira with the capability to manage verification activities.

### **Syndeia**

Syndeia<sup>4</sup> is used to synchronize the MagicDraw and Jira systems.

### **Extraction Scripts**

The LSST team has written a set of scripts to extract information from Jira and format it as test specifications, test plans and reports, and the verification control document.

In general, those who wish to understand the current status of DM should need only to interact with baselined test specifications, test reports and the verification control document: use of the tools described above should not be necessary.

Product owners and individuals carrying out tests will interact with Jira.

Only members of the DM Systems Engineering Team (LDM-294) will interface directly with MagicDraw.

## **2.3.2 Requirements and Test Objects**

This section provides an overview of the key concepts and vocabulary used in the test system.

### **Requirement**

Requirements are defined in MagicDraw and then synchronized with Jira. For change control and for distribution to the wider project, they are extracted from MagicDraw to baselined documents. The level of change control applied to each requirement depends on which document it appears in: high level requirements appear in LSE-61 and are subject to project-level change control, while lower level requirements appear in LDM-series documents and are managed by the DM-CCB.

---

<sup>2</sup><https://jira.lsstcorp.org/>

<sup>3</sup><https://www.adaptavist.com/atlassian-apps/test-management-for-jira/>

<sup>4</sup><http://intercax.com/products/syndeia/>

## Verification Element

Each requirement is decomposed into one or more verification elements. A verification element is an aspect of the requirement which can be independently tested. Verification elements are created and updated in MagicDraw and synchronized with Jira; in Jira, it appears as a normal issue with a specific type.

## Test Case

A test case is the definition of a procedure to be executed to test the related verification elements. A single test case may test many verification elements. Test cases are represented as special objects in Jira provided by the ATM system.

## Test Cycle

A test cycle is list of test cases to be carried out in a particular order under a specified environment to achieve some specific goal. Each test cycle may contain only one instance of a particular test case: re-executing a test case with (e.g.) a different configuration must be done in a separate cycle. Test cycles are represented as special objects in Jira provided by the ATM system.

## Test Plan

A test plan defines the overall plan for achieving some particular goal, such as verifying a software release or completing a milestone (Section 6). Each test plan may include several test cycles. Test plans are represented as special objects in Jira provided by the ATM system.

## Test Player

The Test Player is an interactive Jira tool which provides the tester (Section 2.4) with instructions and collects responses while a test case is being executed.

## Software Problem Report

A Software Problem Report (SPR) describes a software failure or bug encountered when executing a test case. SPRs are represented by Jira tickets in the “Data Management” Jira project.

## Deviation

When testing establishes that it is impossible to meet a particular requirement, a Jira issue of type “Deviation” is filed. This ultimately represents a request to change the baseline to remove or relax the requirement in question. Such a change can only be made with the approval of the relevant (Project or DM) Change Control Board.

## Test Campaign

A test campaign is the sum of all activities needed to plan, execute and report the testing carried out with a specific goal in mind (e.g. addressing a particular milestone). All information relevant for a test campaign is collected in the test plan and related test cycle(s). Each test plan and report refers to a specific test campaign.

More details on the various Jira objects and detailed instructions on their use are available on Confluence<sup>5</sup>.

Workflows for the different types of objects are described in project-level Systems Engineering documentation<sup>6</sup>.

### 2.3.3 Test Documents

Though all test information is contained in MagicDraw and Jira, it is important to have baselined test documentation in Docushare.

The **Test Specification** for a component collects all of the test cases that cover that particular component. Test specifications are subject to approval by the responsible change control board, and therefore form part of the project baseline. However, they are also living documents: as test cases are added or updated in Jira, new editions of the document will be produced, baselined and provided through Docushare.

Test Specifications consist of a mixture of material which are directly written and curated in GitHub by the corresponding component owner, and sections which are automatically generated from the contents of Jira.

The **Test Plan and Report**<sup>7</sup> describes all the information related to a particular test cycle — that is, they describe the contents of the test cycle and the results of executing it. Since test plans and reports describe the results of a particular campaign, updates are limited to minor corrections (for example, to spelling). A new test campaign, even one which repeated the same test plan, would result in the creation of a new document to describe the new results.

<sup>5</sup><https://confluence.lsstcorp.org/display/DM/DM+Test+Approach>

<sup>6</sup><https://confluence.lsstcorp.org/display/SYSENG/LSST+Verification+Architecture>

<sup>7</sup>For historical reasons, test plan and report documents use the handle “DMTR”.

### 2.3.4 Approval Procedure

Test specifications are part of the project baseline. As such, they must be approved by the relevant change control board (project-level for LSE-handled documents such as LSE-61; DM-level for LDM-handles).

New test cases, which are not yet part of an accepted specification, or test cases which have been updated since the relevant specification was baselined, will be in the “draft” status. When the relevant specification is accepted, they should be moved to “approved” status, at which point the specification document is regenerated and placed in Docushare.

Test cases may also be removed from the baseline in an analogous process. These test cases should be marked as “deprecated”.

Test plan and report documents are not change controlled (indeed, per §2.3.3 they should not be changed). However, they should be approved by whoever is responsible for requesting that the test be carried out. For high-level milestones (i.e., those listed in Section 6), that should be taken to mean the combination of the DM Project Manager and the DM Subsystem Scientist. Note that approval for these documents must be sought in two stages:

- The test plan should be approved before the test campaign is carried out;
- The results should be approved after the campaign has been completed.

### 2.3.5 The DM VCD

A global, project-wide verification control document will be derived from MagicDraw by the Systems Engineering team. However, per Section 2.1, a Data Management-specific VCD is also be provided in LDM-692. This will show the test coverage of each requirement, its relationship to test cases and their execution.

## 2.4 Roles and Personnel

Each test case is assigned an *owner*, who is responsible for defining and maintaining it.



Executing the test case is the responsibility of the *tester*, who may be different from the owner. A given test case may be executed as part of multiple test campaigns; each time, it may be the responsibility of a different tester. Test cases are executed following the script provided in the Jira “LSST Verification and Validation” project (Section 2.3).

Testers have to report the test execution details into the corresponding fields provided in Jira by the “test player”, so they can be used to generate test reports. The information captured in Jira will also be used to populate the Verification Control Document (see Section 2).

## 2.5 Success Criteria

Test cases will sometimes fail. A test case may be re-run several times until it passes, but the tester must log an explanation that indicates that any failures were understood (e.g. they were due to a fault that was fixed) or repeated sufficient times to ensure that passing the test was not a transient success.

Issues which cannot be resolved by the tester in the course of carrying out the test will be reported as “Software Problem Reports” (SPRs) through the Data Management ticketing system (the Jira “Data Management” project at the time of this document revision).

The SPR describes an issue with the component being tested. In some cases, that issue may simply be a “bug”, for which a fix can be implemented as part of regular Data Management development. The test case can then be re-executed successfully.

In other cases, the SPR may be raised because the component under test is simply incapable of hitting the requirements placed upon it: it is not sufficiently fast, or accurate, or is in some other way deficient. Ultimately, it may be impossible (either due to resource constraints, or simply because the requirement is unrealistic) to resolve the SPR in such a way that the requirement can be met. In this case, an issue of type “Deviation” may be filed: this represents a request to change or relax the requirements. Product owners are responsible for reviewing SPRs relating to components which they are responsible for and filing Deviations when appropriate.

A test case cannot be regarded as passing while there are open SPRs preventing its execution. If the SPRs cannot be resolved in a timely fashion, the test case should be recorded as a failure. It may be re-executed as part of a fresh test campaign when the SPRs have been resolved.

## 2.6 Constraints and Limitations

### 2.6.1 Procedural and Technical Limitations

- The Data Management system must be verified before the complete LSST system can be completed. Verification is therefore carried out using precursor datasets<sup>8</sup>, simulated data, and — where available — with engineering and pre-release data from the as yet incomplete LSST system<sup>9</sup>. Full verification of the Data Management system will depend critically on the availability of this data; if appropriate data is not available, it may not be possible to successfully complete verification of all the high-level requirements defined in LSE-61 according to the specified prioritization, or at all before completion of the DM Construction Project. In such cases, requirements will be verified as best they can with the available data. The Test Plan and Report documents (Section 2.3.3) will make clear all deviations from the requirements due to the available data as well as any exercises that should be carried out once the necessary data becomes available to fully verify the requirement.
- Metric measurements and operational rehearsals during construction may not involve critical operational systems that are still in development. For example, while computational performance is being measured, computationally dominant algorithmic steps such as deblending and multi-epoch fitting may only be modeled, since they have not yet been implemented; operational rehearsals are done without the factory LSST workflow system; etc.

### 2.6.2 Requirements Traceability Constraints

The Data Management verification plan is based entirely on requirements captured in the DM System Requirements (LSE-61). It does not refer to higher level requirements documentation, such as the LSST System Requirements (LSE-29) or the Observatory System Specifications (LSE-30); rather, we assume that all higher level requirements have been correctly flowed down to DM. In practice, the Systems Engineering team continues to refine the flow-down of higher level requirements and issue updates to LSE-61; this test plan must both anticipate and be responsive to those updates.

<sup>8</sup>e.g. from Hyper Suprime-Cam; Section 6.5

<sup>9</sup>e.g. from AuxTel, ComCam and LSSTCam commissioning activities; Section 6.15, Section 6.33

### 3 Operations Rehearsals

The operability of the Data Management system is demonstrated through a series of operations rehearsals. Like verification tests, these rehearsals correspond to high level DM milestones (Section 5), and involve carrying out a specific set of activities under controlled conditions. As such, many of the considerations described in Section 2 also apply to rehearsals. However, the aim of the rehearsal is not to verify that the performance of the Data Management system meets some requirement, but to verify that it can be integrated and operated successfully, and to demonstrate and validate operational procedures.

The current schedule calls for six rehearsals to be carried out to test different aspects of the system (for example, one rehearsal addresses nightly operations, and another the production and curation of a data release). At time of writing, the activities to be undertaken as part of each operations rehearsal are currently being detailed. This schedule and scope of each exercise will be designed to align with the LSST Commissioning Plan (LSE-79).

Operations rehearsals require an *Rehearsal Coordinator* to oversee the process. This is a distinct role from that of the testers (Section 2.4, since they are (by definition) carrying out their operational roles during the rehearsal. For example, the rehearsal may not be directed by the Operations Manager, since that person has a major role in the rehearsal. An individual not involved in the rehearsal itself will be identified to perform this function.

## 4 Science Validation

### 4.1 Definition

We define DM Science Validation as the process by which we assess the as-built Data Management system meets the needs of the scientific community and other identified stakeholders.

We assess the projected and realized scientific usability of the system by periodically exercising the integrated system in a way that goes beyond synthetic unit and integration tests and verification of piece-wise requirements as described in previous sections. In other words, we *attempt to use the system in ways we expect it to be used by the ultimate users of the system, scientists*. An example may be performing a mock science study on the results of processing of precursor data, or performing a mock science-like activity (e.g., interactive analysis of

time-domain datasets) on a partially stood-up service (e.g., the Notebook aspect of the LSST Science Platform). We record and analyze any issues encountered in such usage, and feed this information back to the DM Science and DM development teams.

Science Validation exercises are designed to close the design-build-verify loop, and enable one to measure the degree to which the requirements, designs, the as-built system, and future development plans continue to satisfy stakeholder needs. They also provide valuable feedback about modifications needed to ensure the delivery of a scientifically capable system. Ultimately, SV activities transfer into commissioning SV activities and provide training to the future members of the Commissioning team.

## 4.2 Schedule and Execution

### 4.2.1 Schedule

Unlike the verification and rehearsal activities, which correspond to high level milestones, validation activities are planned and prepared in a rolling wave fashion in parallel with development activities (on a 6-month cycle, or perhaps a year). The SV activities will typically be designed so as to exercise the capabilities of the system expected to be delivered at the end of a given development cycle. The Science Validation (SV) team guides the definition of goals of those activities, in close consultation with the DM Project Manager.

By their nature, SV activities will typically lag behind deliveries of the (sub)system being verified – ideally, they will commence immediately upon delivery. Preparatory SV activities (e.g., identification and acquisition of suitable datasets, identification of potential Science Collaboration resources to include on the activity, or development of activity-specific analysis codes) will commence as early as feasible. DM SV Scientist will coordinate the execution of all SV activities.

SV activities should aim to take no longer than two months to conclude, to enable rapid actionable feedback to DM Management and DM Subsystem Science.

## 4.2.2 Execution

Science Validation activities typically follow the successful execution of unit and integration test activities described in the previous sections, especially the larger “dress rehearsals” and “data challenges” as listed in Section 5 (Master Schedule).

Following successful service stand-up or data challenge execution (at integration and unit test level), the generated data products or integrated services are turned over to the SV team. The SV team performs additional tests and data analyses to exercise the integrated system and assess its quality relative to expectations for the current phase of construction. This assessment is fed back to DM Subsystem Science and Systems Engineering teams to inform them about the status and needed improvements to the system.

Beyond reporting on the results, the SV team examines the tests or procedures developed in this phase and identifies those that are good new metrics of system quality and could be run in an automated fashion. These are fed back to the development teams for productizing and incorporation into the automated QC systems.

## 4.3 Deliverables

Key deliverables of Science Validation activities are:

- Reports on the assessed capability of the Data Management System to satisfy stakeholder needs. The assessments shall take into account the expected maturity of the system being tested.
- Recommendations for improvements and changes, both in the quality of as-constructed systems (i.e., what needs to be built differently or better, to make it more consistent with the system vision), as well as the overall system vision (i.e., recommendations on where the vision may need to be modified to fully respond to stakeholder needs).
- Measurements of performance metrics that do not lend themselves to easy automation (e.g., science activities requiring human involvement, like visual classification, or UX tests).
- Identification of new performance metrics to be tracked, including potential deliveries of code to the DM Construction and I&T teams for inclusion in automated quality control

pipelines.

- Other deliverables as charged when chartering a particular SV exercise.

#### 4.4 Organization and Resources

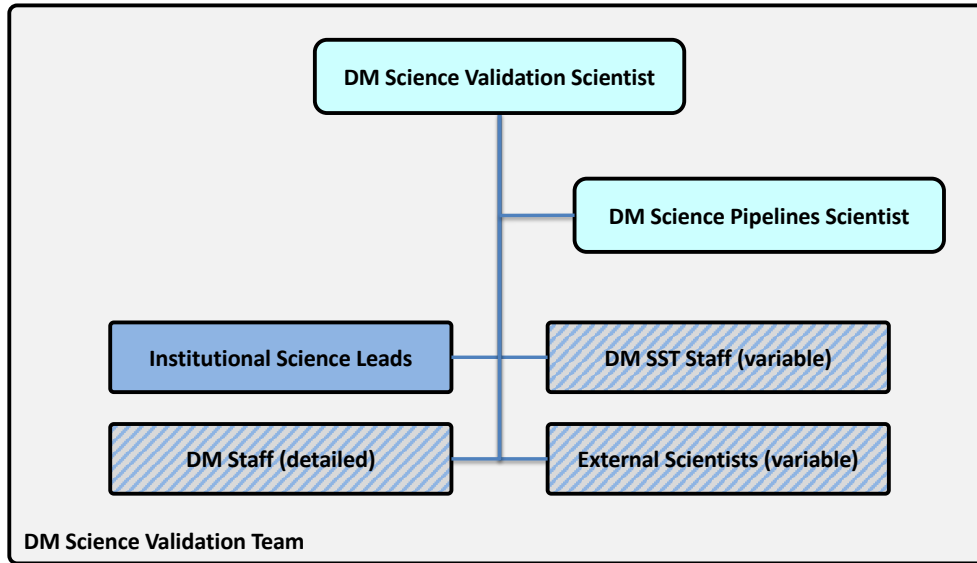


FIGURE 3: Organigram of the Data Management Science Validation Team. The group is chaired by the DM Science Validation Scientist, with the DM Science Pipelines Scientist and Institutional Science Leads making up the permanent membership. Depending on the SV activities being executed at any given time, the group may draw on additional temporary members from DM SST Staff, the broader DM Construction staff, as well as external scientists (e.g., Science Collaboration members committed to assisting SV goals). SV membership is reassessed on a cycle by cycle basis, with estimates incorporated in the long-term plan.

The DM Subsystem Scientist is accountable to the LSST Project Scientist for successful execution of DM Science Validation activities. This responsibility is delegated to the **DM Science Validation Scientist**, who leads the Science Validation (SV) team.

The SV team guides the definition of goals and receives the products of dress rehearsal activities, consistent with the long-term testing roadmap defined in Section 5. Decisions on strategic goals of SV exercises are made in close consultation and coordination with the DM Project Manager and Subsystem Scientist. The results of SV activities are reported to the DM Project Manager and Subsystem Scientist.

SV activities draw on resources of the DM System Science Team, but may also tap into the broader construction team if needed (and as jointly agreed upon with the DM Project Man-

ager), as well as contributors from the LSST Science Collaborations. Additional members may be added as needed, depending on SV activities being considered and based on the recommendation of the DM SV Scientist and resource constraints.

The SV Scientist, the DM Science Pipelines Scientist, and all Institutional Science Leads are ex-officio members of the SV Team. DM Project Scientist and Managers are not formal members, but monitor the work of the group.

#### 4.4.1 Example

An example of a Science Validation activity may be as follows:

- Based on the long-term development roadmap and new capabilities expected to be delivered, at the beginning of a 6-month cycle the SV Team defines the goals of a data challenge to be executed at the end of the cycle. For the purposes of this example, we assume a major new feature to be delivered is astrometric calibration and estimation of proper motions.
- A small data release production using HSC data is defined that should result in a data set sufficient to measure the size and orientation of velocity ellipsoids in the Galactic halo. If such measurements are a success, they would independently validate the newly added global astrometric calibration and proper motion measurement capability.
- At the end of the development cycle, the Science Pipelines team delivers to the proto-Operations team a documented and internally tested set of DRP pipelines with the new capabilities as defined above. The pipelines pass all unit and small-scale integration tests. The proto-Operations team deploys and re-verifies the received pipelines in the I&T environment designed to closely mimic the production environment. They verify that the pipeline integrates well with the orchestration system and is capable of executing medium-to-large scale processing. The pipelines pass integration tests.
- The data challenge is operationally planned and executed by the proto-Operations team, including the execution of any predefined QA metrics. The data products and test results are turned over to the Science Validation team.
- The Science Validation team performs the analysis needed to achieve SV exercise goals (the measurement of velocity ellipsoids, in this case).

- The results and conclusions derived from the data challenge are fed back to the DRP team, DM Project Management, and DM Subsystem Science; they may be used to assess the overall quality of the product, pass a formal requirement, and/or inform future construction decisions.
- Any newly developed but broadly useful tests are identified as such, and fed to the I&T team for inclusion into the battery of tests that are run on a regular basis.

## 5 Master Schedule

The schedule for testing the system until operations commence (currently 2022) is outlined in Table 1. Tests named following the pattern “LDM-503-NN” (LDM-503-01, -02, etc) correspond to major <sup>10</sup> milestones of the DM project. These tests are closely tied to major integration events for the overall LSST system, as shown in Figure 4. This schedule also includes nightly and weekly tests which are executed throughout the construction period by the continuous integration (CI) system (see `developer.lsst.io`).

Table 1: List of High Level integration tests for DM

ID	Due	Forecast	Location	Title
LDM-503-NLY	Nightly		CI System	Nightly integration tests
LDM-503-WLY	Weekly		CI System	Weekly integration tests
LDM-503-01	2017-11-30	2018-05-30	NCSA	Science Platform with WISE data in PDAC
LDM-503-03	2017-11-30	2017-12-01	NCSA	Alert generation validation
LDM-503-02	2019-02-28	2017-12-01	NCSA	HSC reprocessing
LDM-503-04	2019-02-28	2018-06-29	NCSA	Aux Tel DAQ integration functionality test
LDM-503-04b	2019-02-28	2018-06-29	NCSA	AuxTel DAQ Interface Verification and Spectrograph Ops Rehearsal
LDM-503-07	2019-02-28	2019-01-17	NCSA	Camera data processing
LDM-503-10a	2019-07-29	2019-12-31	NCSA	Science Platform: TAP service with federated SSO A&A
LDM-503-08b	2019-11-08	2019-07-15	NCSA	Small Scale CCOB Data Access
LDM-503-05	2020-05-29	2018-07-17	NCSA	Alert distribution validation
LDM-503-09a	2020-05-29	2019-04-12	NCSA	Pipelines Release Fall 2018

<sup>10</sup>Level 2, in the parlance of LDM-294.



LDM-503-10b	2020-05-29	2020-04-22	NCSA	Large Scale CCOB Data Access
LDM-503-06	2020-06-03	2020-06-30	NCSA	DM ComCam interface verification readiness
LDM-503-08	2020-11-30	2019-12-31	NCSA	Spectrograph data acquisition
LDM-503-10	2020-11-30	2020-06-22	NCSA	DAQ validation
LDM-503-11a	2020-11-30	2020-12-31	NCSA	ComCam Ops Readiness
LDM-503-09	2020-12-01	2019-10-07	NCSA	Ops rehearsal for commissioning #1
LDM-503-11b	2020-12-01	2020-11-30	NCSA	Pipelines Release Fall 2019
LDM-503-14a	2020-12-01	2021-09-30	NCSA	Science Platform ready for DP0.1
LDM-503-11	2021-01-04	2021-09-30	NCSA	Ops rehearsal for commissioning #2
LDM-503-13a	2021-08-31	2021-07-31	NCSA	Pipelines Release Fall 2020
LDM-GEN3	2021-09-30	2022-05-31	NCSA	Gen3 parity demonstrated
LDM-503-15a	2022-05-05	2022-02-28	NCSA	Pipelines Release Spring 2022
LDM-503-RSPa	2022-09-30	2022-12-23	NCSA	Science Platform ready for DP0.2 with Image Services
LDM-503-12	2023-02-14	2023-06-29	NCSA	Ops rehearsal for commissioning #3
LDM-503-13	2023-02-14	2023-07-06	NCSA	Ops Rehearsal for DRP #1
LDM-503-EFDa	2023-02-14	2021-09-30	NCSA	EFD for M1M3 on summit.
LDM-503-EFDb	2023-02-14	2023-07-06	NCSA	EFD replicated at USDF
LDM-503-14	2023-05-31	2023-10-20	NCSA	DM Readiness for Science Verification Surveys
LDM-503-15	2023-05-31	2023-10-20	NCSA	Ops Rehearsal for DRP #2
LDM-503-16a	2023-05-31	2023-10-20	NCSA	Pipelines Release Spring 2023
LDM-503-12a	2023-09-01	2024-03-18	NCSA	LSSTcam On Sky Readiness
LDM-503-16	2023-09-01	2024-03-18	NCSA	Ops Rehearsal for DRP #3
LDM-503-EFDc	2023-09-01	2024-03-18	NCSA	EFD via TAP
LDM-503-17	2023-10-10	2024-04-23	NCSA	Final operations rehearsal
LDM-503-RSPb	2023-10-10	2024-04-23	NCSA	Science Platform ready for Science Verification
LDM-503-17a	2024-01-05	2024-07-12	NCSA	Final Pipelines Delivery

## 6 Major DM Milestones




FIGURE 4: DM major milestones (LDM-503-x) in the LSST schedule. See also the replan schedule (Figure 5).




FIGURE 5: DM major milestones (LDM-503-x) in the LSST schedule with the rebaseline dates in place.

## 6.1 Nightly software integration tests and releases (LDM-503-NLY)

Nightly throughout construction, the DM continuous integration system (see `developer.lsst.io`) performs a complete rebuild of all major components of the Data Management codebase, executes their associated unit tests, and runs a series of automated small-scale integration tests. Failures are logged, and the DM team notified. The resulting build artefacts are packaged for release as a “nightly build”.

## 6.2 Weekly software integration tests and releases (LDM-503-WLY)

Nightly throughout construction, the DM continuous integration system (see `developer.lsst.io`) performs a complete rebuild of all major components of the Data Management codebase, executes their associated unit tests, and runs a series of automated small-scale integration tests. Failures are logged, and the DM team notified. The resulting build artefacts are packaged for release as “weekly build”, and automatically made available for developer use on shared hardware.

## 6.3 Science Platform with WISE data in PDAC (LDM-503-01)

### 6.3.1 Execution Procedure

This test will be executed following the procedure defined in LDM-540 v1.0 §3.1 (LSP-00).

### 6.3.2 Description

This test demonstrates the deployment of the Portal and API Aspects of the LSST Science Platform (LSE-319, LDM-542, LDM-554) to serve all-sky precursor data, including catalogs totaling of order 50–100 billion rows, in a prototype LSST Data Access Center hosted in the LSST Data Facility at NCSA.

## 6.4 Alert generation validation (LDM-503-03)

### 6.4.1 Execution Procedure

This test will be executed following the procedure defined in LDM-533 v1.1 §3.1 (AG-00).

### 6.4.2 Description

This test demonstrates the successful execution of a prototype Alert Generation science payload (LDM-148, LDM-151), processing data from precursor surveys at a relatively small scale using compute resources at the LSST Data Facility at NCSA.

## 6.5 HSC reprocessing (LDM-503-02)

### 6.5.1 Execution Procedure

This test will be executed following the procedure defined in LDM-534 v3.1 §3.1 (DRP-00).

### 6.5.2 Description

This test demonstrates the successful execution of a prototype Data Release Production science payload (LDM-148, LDM-151), processing data from precursor surveys at a relatively small scale using compute resources at the LSST Data Facility at NCSA.

## 6.6 Aux Tel DAQ integration functionality test (LDM-503-04)

### 6.6.1 Execution Procedure

This test will be executed following the procedure defined in LDM-538 v1.0 §4.1 (RAS-00-00).

### 6.6.2 Description

This test demonstrates that LSST data acquisition system can capture raw data from instrumentation and construct a well-formed image with proper headers.

## 6.7 AuxTel DAQ Interface Verification and Spectrograph Ops Rehearsal (LDM-503-04b)

### 6.7.1 Execution Procedure

This test will be executed following the procedure defined in LDM-538 v1.0 §4.4 (RAS-00-20).

### 6.7.2 Description

This test demonstrates that the well-formed image generated in LDM-503-04 can be written to the permanent record of the survey.

### 6.7.3 Comments

The archive or permanent record of the survey includes site filesystems with multiple copies, immutable data and entries in the consolidated database for later retrieval and search needs.

## 6.8 Camera data processing (LDM-503-07)

### 6.8.1 Execution Procedure

This test will be executed following the procedure defined in DMTR-112.

### 6.8.2 Description

This test demonstrates that the LSST Science Pipelines can be successfully used to load and perform basic processing of data from the LSST Camera test systems. In the process, it establishes that data is properly made available at the LSST Data Facility at NCSA, and is accessible through the LSST Science Platform.

## 6.9 Science Platform: TAP service with federated SSO A&A (LDM-503-10a)

### 6.9.1 Execution Procedure

This test will be executed following the procedure defined in DMTR-161.

### 6.9.2 Description

This test demonstrates the successful integration of a single-sign-on federated authentication system, and a basic authorization system, with the three Aspects of the LSST Science Platform (Portal, Notebook, and API), with the API Aspect containing at least a TAP service.

### 6.9.3 Comments

Success will be demonstrated on a Kubernetes cluster provided by NCSA. It is not required for authorization to be applied at the database level; it is sufficient for this milestone to apply at the TAP level. Data served will remain that from the original PDAC work, i.e., SDSS Stripe 82 and/or WISE.

## 6.10 Small Scale CCOB Data Access (LDM-503-08b)

### 6.10.1 Execution Procedure

This test will be executed following the procedure defined in DMTR-102.

### 6.10.2 Description

This test demonstrates the integration of the CCOB with the permanent record of the survey.

### 6.10.3 Comments

The archive or permanent record of the survey includes site filesystems with multiple copies, immutable data and entries in the consolidated database for later retrieval and search needs.

## 6.11 Alert distribution validation (LDM-503-05)

### 6.11.1 Execution Procedure

This test will be executed following the procedure defined in LDM-533 v2.0 §§4.7–4.9 (test cases LVV-T216, LVV-T217, LVV-T218).

### 6.11.2 Description

This test demonstrates that a full-LSST-scale (10,000 messages every 39 seconds) alert stream can be distributed to end users. It further shows that simple filters based on alert contents can be applied to that stream.

## 6.12 Pipelines Release Fall 2018 (LDM-503-09a)

### 6.12.1 Execution Procedure

This test will be executed following the procedure defined in DMTR-111.

### 6.12.2 Description

This milestone describes a software release of the LSST Science Pipelines in support of activities in late 2018 and early 2019. The contents of the release are described in LDM-564. The release will be accompanied by a characterization report.

## 6.13 Large Scale CCOB Data Access (LDM-503-10b)

### 6.13.1 Execution Procedure

This test will be executed following the procedure defined in DMTR-182.

### 6.13.2 Description

Demonstrate the ability to transfer data from the CCOB with 21 rafts from SLAC and ingested at NCSA and make available through an instance of the LSP



### 6.13.3 Comments

This is a data transfer of data from SLAC or some other site with 21-raft-sized images to NCSA, ingest it into a Butler environment and place the file into file systems readable by the LSP. The CCOB device might NOT be available, but as 21 raft size data will be available from a test stand at SLAC, we will use a generic test stand data transfer method (e.g., rsync) to bring designated data to NCSA, ingest it, and place into appropriate filesystems, and make available through the LSP.

## 6.14 DM ComCam interface verification readiness (LDM-503-06)

### 6.14.1 Execution Procedure

This test will be executed following the procedure defined in DMTR-171.

### 6.14.2 Description

This milestone records successful transfer of an image equivalent to one raft from the DAQ at the summit to reliable storage in the LSST Data Facility at NCSA, from where it will be made available for scientific evaluation through the LSST Science Platform.

### 6.14.3 Comments

The test will include transferring raft-scale data from the Base Data Center to NCSA, and ingestion into both Data Back Bone and Butler infrastructures. The DBB will be tested to ensure that no data loss can occur (for example, because the data is replicated to multiple locations). The database management system that houses the Butler and DBB registries will also be tested to demonstrate that it can recover in the event of data being lost.

## 6.15 Spectrograph data acquisition (LDM-503-08)

### 6.15.1 Execution Procedure

This test will be executed following the procedure defined in DMTR-121.

### 6.15.2 Description

This test demonstrates data acquisition from the Auxiliary Telescope spectrograph, transmission of all image files with associated metadata to NCSA for screening, and then further processing if needed.

### 6.15.3 Comments

As the capabilities of the spectrograph grow data can be automatically ingested into the Data Backbone for permanent record of the survey after being sent to NCSA.

## 6.16 DAQ validation (LDM-503-10)

### 6.16.1 Execution Procedure

This test will be executed following the procedure defined in DMTR-181.

### 6.16.2 Description

Test of the extended data acquisition (DAQ) network in Chile from the Summit to the Base Data Center.

### 6.16.3 Comments

This milestone will take simulated data from the DAQ at the Summit and use the DWDM network environment to place data on DM machines at Base Data Center (BDC), essentially extending the DAQ extended network to the BDC. The test machines at the BDC will be a L1 handoff environment and a single forwarder

## 6.17 ComCam Ops Readiness (LDM-503-11a)

### 6.17.1 Execution Procedure

The execution procedure for this test is currently unspecified.

### 6.17.2 Description

Demonstrate that all DM functionality required to support ComCam operations has been delivered.

### 6.17.3 Comments

This includes both data flow from ComCam to the Data Backbone, and scientific processing of ComCam data.

## 6.18 Ops rehearsal for commissioning #1 (LDM-503-09)

### 6.18.1 Execution Procedure

This test will be executed following the procedure defined in LDM-643.

### 6.18.2 Description

This milestone represents the completion of a multi-day exercise in which (simulated) observations are performed and data is processed in as close to an operational mode as is possible at this stage in construction. In particular, it will demonstrate transfer, archiving and ingestion of raw data; offline processing of calibration and science data; and curation of the resultant data products.

## 6.19 Pipelines Release Fall 2019 (LDM-503-11b)

### 6.19.1 Execution Procedure

This test will be executed following the procedure defined in DMTR-192.

### 6.19.2 Description

This milestone describes a software release of the LSST Science Pipelines in support of activities in late 2019 and early 2020. The contents of the release are described in LDM-564. The

release will be accompanied by a characterization report.

## 6.20 Science Platform ready for DP0.1 (LDM-503-14a)

### 6.20.1 Execution Procedure

This test will be executed following the procedure defined in DMTR-301.

### 6.20.2 Description

The Rubin Science Platform is ready to support Data Preview 0.1 as deployed on the IDF. The RSP capabilities are largely those demonstrated under previous milestones, but ported to the IDF and with deployment and authentication/authorization infrastructure improvements that support the scale of DP0.1 usage. The Notebook Aspect provides access to the Rubin Science Pipelines stack and to data exposed in a cloud-deployed Gen3 Butler repository; the API Aspect provides TAP queries against a Qserv deployment of catalog tables, but not image metadata; and the Portal Aspect provides a UI for visual and ADQL construction of queries against those tables. Image and image metadata access services in the API and Portal Aspects are not included.

## 6.21 Ops rehearsal for commissioning #2 (LDM-503-11)

### 6.21.1 Execution Procedure

This test will be executed following the procedure defined in LDM-643.

### 6.21.2 Description

Template generation, including code required to build templates in both Data Release and Alert Production science payloads, can now product templates which are corrected for the effects of Differential Chromatic Refraction (DCR), as described in LDM-151 §6.18. Further, noise in image differences can be “decorrelated”, as described in LDM-151 §6.19.1. Both of these represents initial capabilities, providing realistic interfaces, data-flows and products; ongoing refinement of the algorithms being used is expected.

### 6.21.3 Comments

This is a test on the L1 test stand at NCSA to verify the image acquisition and readout from the DAQ to the Archiver at one raft image scale and rate, and the L1 handoff from the archiver to the

## 6.22 Pipelines Release Fall 2020 (LDM-503-13a)

### 6.22.1 Execution Procedure

This test will be executed following the procedure defined in DMTR-302.

### 6.22.2 Description

This milestone describes a software release of the LSST Science Pipelines in support of activities in late 2020 and early 2021. The contents of the release are described in LDM-564. The release will be accompanied by a characterization report.

## 6.23 Gen3 parity demonstrated (LDM-GEN3)

### 6.23.1 Execution Procedure

This test will be executed following the procedure defined in DMTR-271.

### 6.23.2 Description

Show parity of Butler Gen3 with Butler Gen2 systems. We should be able to run processing pipelines with Gen3 which previously ran on Gen2. Demonstrate the ability to write new pipelines using the framework. Framework should be ready to support Preops processing, specifically DP0.2 (RTN-001).

## 6.24 Pipelines Release Spring 2022 (LDM-503-15a)

### 6.24.1 Execution Procedure

This test will be executed following the procedure defined in DMTR-231.

### 6.24.2 Description

This milestone describes a software release of the LSST Science Pipelines in support of activities in late 2021 and early 2022. The contents of the release are described in LDM-564. The release will be accompanied by a characterization report.

## 6.25 Science Platform ready for DP0.2 with Image Services (LDM-503-RSPa)

### 6.25.1 Execution Procedure

The execution procedure for this test is currently unspecified.

### 6.25.2 Description

The Rubin Science Platform is ready to support Data Preview 0.2 as deployed on the IDF. The RSP serves an end-to-end Rubin-Gen3-processed dataset with a substantial set of image and SDM-ified catalog data products. Beyond the capabilities provided under LDM-503-14a, this deployment provides: initial IVOA-oriented image metadata and image services in the API Aspect, specifically an ObsTAP service and a basic SODA-compatible image cutout service; Portal Aspect support for accessing these services and browsing images from the released dataset; and access to a User File Workspace from all three Aspects.

## 6.26 Ops rehearsal for commissioning #3 (LDM-503-12)

### 6.26.1 Execution Procedure

The execution procedure for this test is currently unspecified.

## 6.26.2 Description

This milestone builds upon LDM-503-11, and serves to demonstrate that all necessary procedures and workflows are in place to support commissioning activities.

## 6.27 Ops Rehearsal for DRP #1 (LDM-503-13)

### 6.27.1 Execution Procedure

The execution procedure for this test is currently unspecified.

### 6.27.2 Description

This milestone builds upon LDM-503-12, but with its scope extended beyond procedures which are necessary in commissioning to cover the operational era.

## 6.28 EFD for M1M3 on summit. (LDM-503-EFDa)

### 6.28.1 Execution Procedure

This test will be executed following the procedure defined in DMTR-291.

### 6.28.2 Description

An instance of the Engineering and Facility Database at the summit capturing and enabling access to all telemetry, including from an active M1M3. This may be distinct from the Auxiliary Telescope EFD instance. Demonstrate the ability to run for five days, allowing data retrieval and plotting via notebooks.

## 6.29 EFD replicated at USDF (LDM-503-EFDb)

### 6.29.1 Execution Procedure

The execution procedure for this test is currently unspecified.

## 6.29.2 Description

Demonstrate that EFD data from the Summit appears at a Data Facility. Show that the Parquet files generated contain all low frequency EFD values and summaries of high frequency values.

## 6.30 DM Readiness for Science Verification Surveys (LDM-503-14)

### 6.30.1 Execution Procedure

The execution procedure for this test is currently unspecified.

### 6.30.2 Description

This milestone represents the point at which all code and/or services which are supplied by DM in support of science verification will be tested and demonstrated to meet their requirements.

### 6.30.3 Comments

In addition to delivering operational code and services, it will also be necessary to deliver the code which demonstrates that the system provided meets the requirements placed upon it.

## 6.31 Ops Rehearsal for DRP #2 (LDM-503-15)

### 6.31.1 Execution Procedure

The execution procedure for this test is currently unspecified.

### 6.31.2 Description

This milestone builds upon LDM-503-13, and will demonstrate the production of a data release under simulated operational conditions using data from science verification activities.



## 6.32 Pipelines Release Spring 2023 (LDM-503-16a)

### 6.32.1 Execution Procedure

The execution procedure for this test is currently unspecified.

### 6.32.2 Description

This milestone describes a software release of the LSST Science Pipelines in support of activities in late 2023 and early 2023. The contents of the release are described in LDM-564. The release will be accompanied by a characterization report.

## 6.33 LSSTcam On Sky Readiness (LDM-503-12a)

### 6.33.1 Execution Procedure

The execution procedure for this test is currently unspecified.

### 6.33.2 Description

Demonstrate that all DM functionality required to support operations with the full LSST Camera has been delivered.

### 6.33.3 Comments

This includes both data flow from the Camera to the Data Backbone, and scientific processing of LSST data.

## 6.34 Ops Rehearsal for DRP #3 (LDM-503-16)

### 6.34.1 Execution Procedure

The execution procedure for this test is currently unspecified.

### 6.34.2 Description

This milestone builds upon LDM-503-15 to demonstrate the production of a complete data release under simulated operational conditions.

## 6.35 EFD via TAP (LDM-503-EFDc)

### 6.35.1 Execution Procedure

The execution procedure for this test is currently unspecified.

### 6.35.2 Description

Demonstrate that engineering data for a specific observation time can be retrieved via TAP on the Science Platform or directly to a TAP tool like Topcat. Test DMS-REQ-0102 (Priority 1a) to permanently archive metadata from OCS and make available to rights holders. Also test DMS-REQ-0358 (Priority 1a), demonstrating support of simultaneous queries.

## 6.36 Final operations rehearsal (LDM-503-17)

### 6.36.1 Execution Procedure

The execution procedure for this test is currently unspecified.

### 6.36.2 Description

This milestone builds upon LDM-503-16 to demonstrate successful operation of all aspects of the DM subsystem under simulated operational conditions.

## 6.37 Science Platform ready for Science Verification (LDM-503-RSPb)

### 6.37.1 Execution Procedure

The execution procedure for this test is currently unspecified.

### 6.37.2 Description

The Rubin Science Platform is ready to support Science Verification activities in the final phase of Rubin Observatory commissioning. In addition to the capabilities demonstrated in Milestone-2 (LDM-503-RSPa), the RSP will be scalable to the user load required to support Science Verification; provide access to a regularly updating stream of newly-acquired LSSTCam data; provide access to next-to-data computing and user batch computing to support intensive data analysis; provide access to a User Database Workspace; provide a means for integrating with a TBD focal-plane-scale visualization tool; provide capabilities in all three Aspects for following links between related datasets and exploiting provenance information; provide access to the EFD for recently acquired data, extending the capability demonstrated for LDM-503-EFDc; and provide substantial user-facing documentation, with links between the data and documentation.

## 6.38 Final Pipelines Delivery (LDM-503-17a)

### 6.38.1 Execution Procedure

The execution procedure for this test is currently unspecified.

### 6.38.2 Description

This milestone describes the final Science Pipelines release from the DM Construction Project. The contents of the release are described in LDM-564. The release will be accompanied by a characterization report.