



LARGE SYNOPTIC SURVEY TELESCOPE

Large Synoptic Survey Telescope (LSST) Data Management Test Plan

William O'Mullane, John Swinbank, Mario Juric, Frossie Economou, Gabriele Comoretto

LDM-503

Latest Revision: 2018-09-14

Draft Revision NOT YET Approved – This LSST document has been approved as a Content-Controlled Document by the LSST DM Change Control Board. If this document is changed or superseded, the new document will retain the Handle designation shown above. The control is on the most recent digital document with this Handle in the LSST digital archive and not printed versions. Additional information may be found in the corresponding DM RFC. – **Draft Revision NOT YET Approved**

Abstract

This is the Test Plan for Data Management. In it we define terms associated with testing and further test specifications for specific items.

Change Record

Version	Date	Description	Owner name
	2017-01-13	First draft	William O'Mullane
1.0	2017-06-30	First approved release.	William O'Mullane
1.1	2017-07-04	Minor cleanups for review. Approved in RFC-358.	W. O'Mullane
1.2	2017-07-19	Milestone alignment with plan	W. O'Mullane
	2018-06-18	Milestone alignment with PMCS and derived from it	J.D. Swinbank
1.3	2018-06-18	Approved in RFC-492	J.D. Swinbank
1.4	2018-07-17	Correct test specifications for LDM-503-04, 04b, 05, 08b. Link Pipelines releases to LDM-564. Approved in RFC-501.	J.D. Swinbank
TBD	20XX-XX-XX	Include updated doctree. Update milestones for month end June 2018, Describe test approach with Jira.	W. O'Mullane, G.Comoretto

Document source location: <https://github.com/lstt/LDM-503>

Contents

1 Introduction	1
1.1 Objectives	1
1.2 Scope	1
1.3 Assumptions	2
1.4 Applicable Documents	2
1.5 References	2
1.6 Definitions, Acronyms, and Abbreviations	3
2 Verification Tests	5
2.1 Managing and Reporting Test Execution	6
2.2 Components Under Test	7
2.3 Test Approach Overview	10
2.3.1 Tools	10
2.3.2 Requirements and Test Objects	11
2.3.3 Test Documents	12
2.3.4 Approval Procedure	14
2.3.5 The DM VCD	15
2.4 Roles and Personnel	16
2.5 Pass/Fail Criteria	16
2.6 Constraints and Limitations	17
2.6.1 Procedural and Technical Limitations	17
2.6.2 Requirements Traceability Constraints	18
3 Operations Rehearsals	18
4 Science Validation	19
4.1 Definition	19
4.2 Schedule and Execution	19
4.2.1 Schedule	19
4.2.2 Execution	20

4.3	Deliverables	20
4.4	Organization and Resources	21
4.4.1	Example	22
5	Master Schedule	23
6	Major DM Milestones	24
6.1	Nightly software integration tests and releases (LDM-503-NLY)	24
6.2	Weekly software integration tests and releases (LDM-503-WLY)	26
6.3	Science Platform with WISE data in PDAC (LDM-503-01)	26
6.3.1	Specification	26
6.3.2	Description	26
6.3.3	Comments	26
6.4	HSC reprocessing (LDM-503-02)	26
6.4.1	Specification	26
6.4.2	Description	27
6.5	Alert generation validation (LDM-503-03)	27
6.5.1	Specification	27
6.5.2	Description	27
6.5.3	Comments	27
6.6	Aux Tel DAQ integration functionality test (LDM-503-04)	27
6.6.1	Specification	27
6.6.2	Description	27
6.6.3	Comments	28
6.7	Aux Tel DAQ interface Integration Verification and Spectrograph Operations Rehearsal (LDM-503-04b)	28
6.7.1	Specification	28
6.7.2	Description	28
6.7.3	Comments	28
6.8	Alert distribution validation (LDM-503-05)	28
6.8.1	Specification	28



- 6.8.2 Description 29
- 6.9 Small Scale CCOB Data Access (**LDM-503-08b**) 29
 - 6.9.1 Specification 29
 - 6.9.2 Description 29
 - 6.9.3 Comments 29
- 6.10 DM ComCam interface verification readiness (**LDM-503-06**) 29
 - 6.10.1 Specification 29
 - 6.10.2 Description 29
 - 6.10.3 Comments 30
- 6.11 Camera data processing (**LDM-503-07**) 30
 - 6.11.1 Specification 30
 - 6.11.2 Description 30
- 6.12 Ops rehearsal for commissioning #1 (**LDM-503-09**) 30
 - 6.12.1 Specification 30
 - 6.12.2 Description 30
 - 6.12.3 Comments 30
- 6.13 Pipelines Release Fall 2018 (**LDM-503-09a**) 31
 - 6.13.1 Specification 31
 - 6.13.2 Description 31
- 6.14 Spectrograph data acquisition (**LDM-503-08**) 31
 - 6.14.1 Specification 31
 - 6.14.2 Description 31
- 6.15 DAQ validation (**LDM-503-10**) 31
 - 6.15.1 Specification 31
 - 6.15.2 Description 31
- 6.16 Large Scale CCOB Data Access (**LDM-503-10b**) 32
 - 6.16.1 Specification 32
 - 6.16.2 Description 32
 - 6.16.3 Comments 32



6.17 Ops rehearsal for commissioning #2 (**LDM-503-11**) 32

 6.17.1 Specification 32

 6.17.2 Description 32

6.18 ComCam Ops Readiness (**LDM-503-11a**) 32

 6.18.1 Specification 32

 6.18.2 Description 33

 6.18.3 Comments 33

6.19 Pipelines Release Fall 2019 (**LDM-503-11b**) 33

 6.19.1 Specification 33

 6.19.2 Description 33

6.20 Ops rehearsal for commissioning #3 (**LDM-503-12**) 33

 6.20.1 Specification 33

 6.20.2 Description 33

6.21 LSSTCam Ops Readiness (**LDM-503-12a**) 34

 6.21.1 Specification 34

 6.21.2 Description 34

6.22 Pipelines Release Fall 2020 (**LDM-503-13a**) 34

 6.22.1 Specification 34

 6.22.2 Description 34

6.23 Ops rehearsal for data release processing #1 (ComCam data) (**LDM-503-13**) . . 34

 6.23.1 Specification 34

 6.23.2 Description 34

 6.23.3 Comments 34

6.24 DM Readiness for Science Verification (**LDM-503-14**) 35

 6.24.1 Specification 35

 6.24.2 Description 35

 6.24.3 Comments 35

6.25 Pipelines Release Fall 2021 (**LDM-503-15a**) 35

 6.25.1 Specification 35

 6.25.2 Description 35

6.26	Ops rehearsal for data release processing #2 (LDM-503-15)	35
6.26.1	Specification	35
6.26.2	Description	36
6.27	Ops rehearsal for data release processing #3 (LDM-503-16)	36
6.27.1	Specification	36
6.27.2	Description	36
6.28	Final Pipelines Delivery (LDM-503-17a)	36
6.28.1	Specification	36
6.28.2	Description	36
6.29	Final operations rehearsal (LDM-503-17)	36
6.29.1	Specification	36
6.29.2	Description	37

Draft

Data Management Test Plan

1 Introduction

This document provides an introduction to and overview of the approach to verification and validation which has been adopted by the LSST Data Management Subsystem. Broadly, this approach consists of three aspects:

- *Verification* that the Data Management system as delivered meets the requirements placed upon it;
- *Validation* that the system as delivered meets the needs of the scientific community;
- *Rehearsing* the sustained operation of the system in operational scenarios.

This documentation describes how LSST Data Management is addressing each of these three requirements, and describes a series of high-level milestones and the accompanying test schedule. In addition, it briefly discusses the software development infrastructure that has been developed to support all three of these aspects of testing.

1.1 Objectives

We describe the test and verification approach for Data Management and describe various constraints and limitations in the testing to be performed. We also describe the program of rehearsals which will be undertaken to demonstrate the sustained operation of the Data Management system, and the validation exercises which will be performed on the partially and fully integrated system. We do not describe all tests in detail; those are described in dedicated test specifications for major components of Data Management.

1.2 Scope

This provides the approach and plan for all of Data Management. It covers interfaces between Data Management and components from other LSST subsystems but nothing outside of Data Management. This document is change-controlled by the DMCCB and will be updated in response to any requirements updates or changes of approach.

1.3 Assumptions

We will run large scale verification exercises in order to demonstrate the system's end-to-end capability against its design specifications. A large amount of informal science verification and validation will be done in the the teams and documented in technical notes; in this test plan we are looking for verification of the broader system, demonstration of its *operability* — i.e. whether it can be run every day for the 10 year planned survey with a reasonable level of operational support – and to validate its capability to meet the scientific expectations of the community.

1.4 Applicable Documents

When applicable documents change a change may be required in this document.

LPM-55	LSST Quality Assurance Plan
LDM-148	DM Architecture
LDM-294	DM Project Management Plan
LDM-639	DM Acceptance Test Specification

1.5 References

- [1] **[LDM-555]**, Becla, J., 2017, *Data Management Database Requirements*, LDM-555, URL <https://ls.st/LDM-555>
- [2] **[LDM-533]**, Bellm, E.C., 2017, *Level 1 System Software Test Specification*, LDM-533, URL <https://ls.st/LDM-533>
- [3] **[LDM-538]**, Butler, M., Parsons, J., Gower, M., 2018, *Raw Image Archiving Service Test Specification*, LDM-538, URL <https://ls.st/LDM-538>
- [4] **[LSE-79]**, Claver, C., The LSST Commissioning Planning Team, 2017, *System AI&T and Commissioning Plan*, LSE-79, URL <https://ls.st/LSE-79>

- [5] **[LSE-29]**, Claver, C.F., The LSST Systems Engineering Integrated Project Team, 2017, *LSST System Requirements (LSR)*, LSE-29, URL <https://ls.st/LSE-29>
- [6] **[LSE-30]**, Claver, C.F., The LSST Systems Engineering Integrated Project Team, 2018, *Observatory System Specifications (OSS)*, LSE-30, URL <https://ls.st/LSE-30>
- [7] **[LDM-540]**, Dubois-Felsmann, G., 2018, *LSST Science Platform Test Specification*, LDM-540, URL <https://ls.st/LDM-540>
- [8] **[LSE-61]**, Dubois-Felsmann, G., Jenness, T., 2017, *LSST Data Management Subsystem Requirements*, LSE-61, URL <https://ls.st/LSE-61>
- [9] **[LDM-554]**, Dubois-Felsmann, G., Ciardi, D., Mueller, F., Economou, F., 2018, *Science Platform Requirements*, LDM-554, URL <https://ls.st/LDM-554>
- [10] **[LDM-639]**, Guy, L., 2018, *DM Acceptance Test Specification*, LDM-639, URL <https://ls.st/LDM-639>
- [11] **[LPM-17]**, Ivezić, Ž., The LSST Science Collaboration, 2011, *LSST Science Requirements Document*, LPM-17, URL <https://ls.st/LPM-17>
- [12] **[LDM-148]**, Lim, K.T., Bosch, J., Dubois-Felsmann, G., et al., 2017, *Data Management System Design*, LDM-148, URL <https://ls.st/LDM-148>
- [13] **[LDM-552]**, Mueller, F., 2017, *Qserv Software Test Specification*, LDM-552, URL <https://ls.st/LDM-552>
- [14] **[LDM-564]**, O'Mullane, W., Economou, F., Jenness, T., Loftus, A., 2018, *Data Management Software Releases for Verification/Integration*, LDM-564, URL <https://ls.st/LDM-564>
- [15] **[LDM-294]**, O'Mullane, W., Swinbank, J., Jurić, M., DMLT, 2018, *Data Management Organization and Management*, LDM-294, URL <https://ls.st/LDM-294>
- [16] **[LPM-55]**, Sweeney, D., McKercher, R., 2013, *Project Quality Assurance Plan*, LPM-55, URL <https://ls.st/LPM-55>
- [17] **[LDM-534]**, Swinbank, J.D., 2017, *Level 2 System Software Test Specification*, LDM-534, URL <https://ls.st/LDM-534>

1.6 Definitions, Acronyms, and Abbreviations

Acronym	Description
API	Application Programming Interface
CI	Continuous Integration
CPU	Central Processing Unit
CTIO	Cerro Tololo Inter-American Observatory
DAC	Data Access Center
DAX	Data Access Services
DBB	Data BackBone
DM	Data Management
DMCCB	DM Change Control Board
DRP	Data Release Production
EFD	Engineering Facilities Database
EPO	Education and Public Outreach
HSC	Hyper Suprime-Cam
ICD	Interface Control Document
ID	Identifier (Identification)
JIRA	issue tracking product (not an acronym, but a truncation of Gojira, the Japanese name for Godzilla)
KPM	Key Performance Metric
LSST	Large Synoptic Survey Telescope
LaTeX	(Leslie) Lamport TeX (document markup language and document preparation system)
NCSA	National Center for Supercomputing Applications
OCS	Observatory Control System
OSS	Operations Support System
PMCS	Project Management Control System
PSF	Point Spread Function
QA	Quality Assurance
QC	Quality Control
Qserv	Proprietary LSST Database system
RC	Reference Catalog
SPR	Software Problem Report
SQuaRE	Science Quality and Reliability Engineering
SST	System Science Team

SV	Science Validation
TB	TeraByte
TBD	To Be Defined (Determined)
UX	User interface widget
VC	Verification Cluster
VCD	Verification Control Document
WCS	World Coordinate System

2 Verification Tests

Our approach towards verifying the successful delivery of the Data Management System follows standard engineering practice.

We regard the system as being successfully completed when all of the high level requirements placed upon it, as defined in LSE-61 — the *Data Management System Requirements* — have been verified. The approach which will be taken to verifying each requirement is described in LDM-639, the *DM Acceptance Test Specification*. This test specification covers all aspects of the tests, as described in Section 2.3. Any given requirement may have multiple test cases associated with it in the specification, and these tests will be phased to account for incremental delivery depending on the need for certain functionality at a specific time.

In addition to the high level requirements on the overall Data Management system, lower-level requirements documents describe requirements placed upon specific parts of the system (for example, LDM-554 provides requirements on the LSST Science Platform, and LDM-555 on the DM database system). Each of these requirements documents is accompanied by a test specification (LDM-540 and LDM-552 in the case of the previous examples; see also Table 1), with the relationship between them being the same as for the high-level requirements.

In summer 2018, a major update of the Data Management product tree has been performed. The new lower-level products will be covered by requirements and test documents as per need bases, and depending on the resources available.

In general, in order to avoid duplication of test definition and execution, when a requirement is flowed down to lower-level requirements, and therefore tested at lower level, the high level

test activity may be just an inspection. Detailed high level test cases are required, in case that a LSE-61 requirement is not decomposed in lower-level product requirements. Detailed high level test cases are required if an LSE-61 requirement is not decomposed in lower-level product requirements.

Although individual test cases may be executed at any time, it is anticipated that major testing campaigns will be undertaken to demonstrate the successful completion of major milestones in the Data Management construction effort. The schedule for these milestones is shown in Section 5, while Section 6 provides further details as to the contents of each one. In addition, each low level product owner, can define specific test campaign to verify the coverage of the lower level requirements. An example could be a specific software release made for a specific purpose (start of commissioning).

As explained at the beginning of this section, the validation of the LDM-61 requirements will prove that the Data Management requirements have been properly implemented, therefore this will be done at the end of the test activity. LDM-61 requirements have a specific priority assigned. Each of them will be verified depending on the priority assigned.

2.1 Managing and Reporting Test Execution

As described above, requirements and test specifications are provided in baselined documents. These documents provide curated views on the Jira *LSST Verification and Validation* project which underlies the LSST-wide test effort. The Jira system provides “test scripts” that testers will follow when carrying out tests, and tracks information about test execution and results. This information enables us to generate reports on the execution of each test¹, and ultimately to build a Verification Control Document (VCD; see Figure 2). The VCD will provide the verification status of each DM requirement (in terms of the fraction of test cases pertaining to that requirement which have been successfully executed).

The Figure 1 highlights the different DM validation documents types and how they related each other.

¹These test reports may, on occasion, be issued as Word or LaTeX documents, but this is not, in general, required.

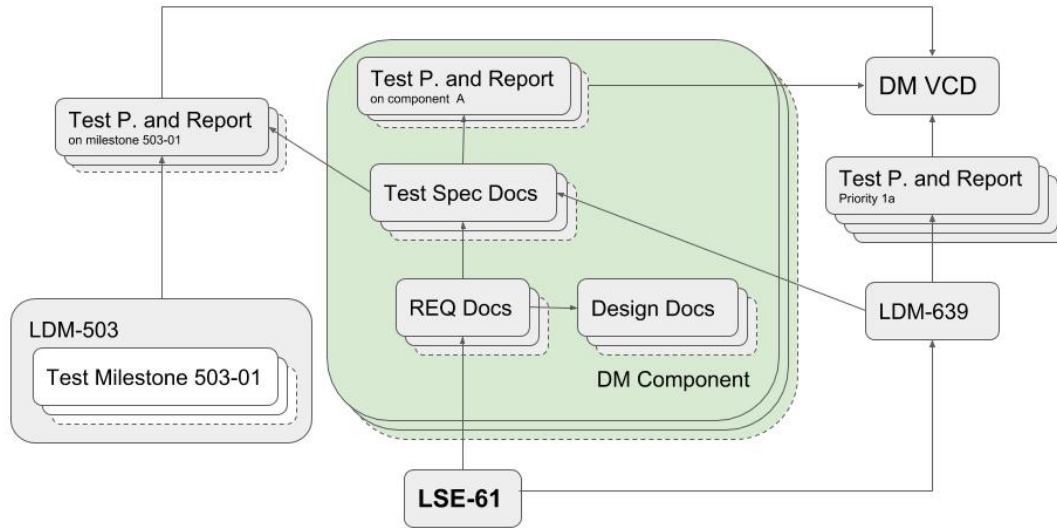


FIGURE 1: DM validation document tree overview.

2.2 Components Under Test

The components of the DM system are outlined in LDM-294 and described in detail in LDM-148; a summary is shown in Figure 3. The test specifications covering these components are shown in Table 1, but note that, at time of writing, the document tree is being refactored and document numbers are not currently available for all components (refactored as expected). Based on those components we can see the set of Test Specifications needed in Table 1.

The test items covered in this test plan are:

- The Data Management System and its primary components for testing and integration purposes. These are listed in Table 1. All components listed in orange and yellow have specifications in the corresponding documents listed. Major sub-components in white may have individual test specifications or be addressed in the component they are under depending on applicable factors such as whether they are scheduled for testing at the same time and/or whether they share architectural components or are largely distinct. Other components from the product tree may be covered on best effort.
- The external interfaces between Data Management and other sub-systems. These are

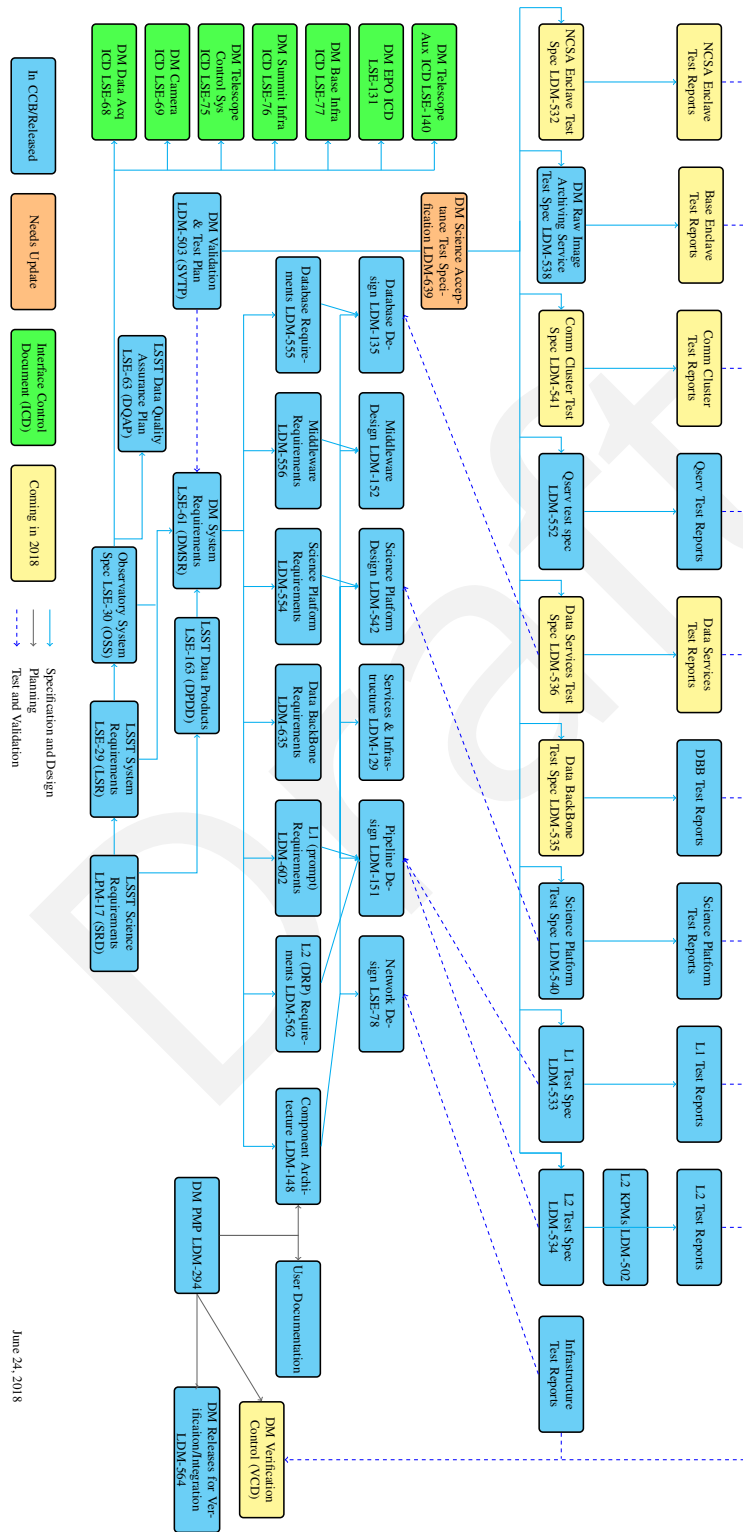


FIGURE 2: The Data Management document tree.

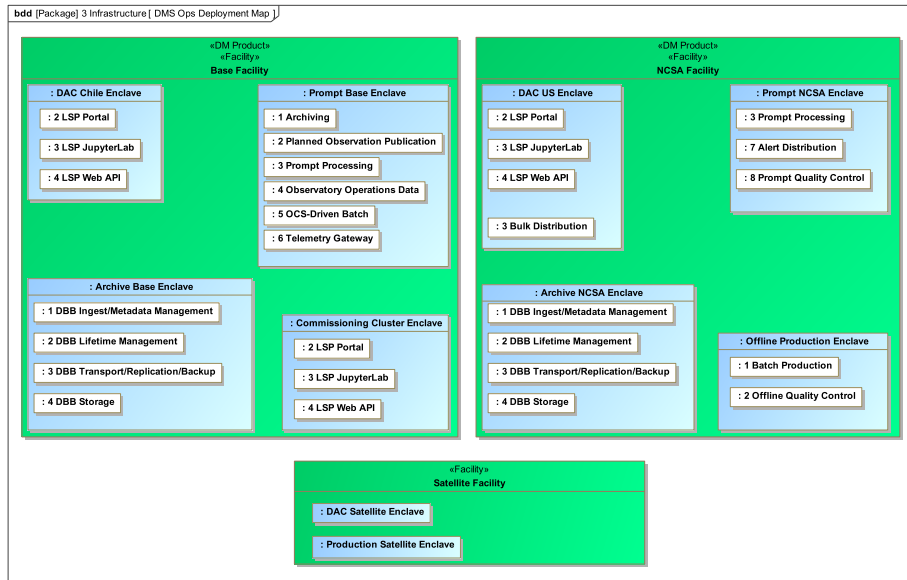


FIGURE 3: DM components as deployed during Operations. For details, refer to LDM-148.

described in DocuShare collection 5201. These verification activities will concur to the global coverage of LSST requirements, but will not be included in the calculation of the DM verification control document.

- Operational procedures like Data Release Process are mainly covered by test milestones. These include multiple Operation rehearsals have been planned.

Component	Requirement Specification	Test Specification
Data Backbone	LDM-635	LDM-535
LSP Services	LDM-554	LDM-540
Alert Distribution service	LDM-638	
Archiving service	LDM-638	LDM-538
Prompt Processing service	LDM-638	LDM-533
Batch Production Software		
Alert Distribution Software		LDM-533
EFD Transformation Software		
Header Service Software		
Alert Production Software	LDM-602	LDM-533

Calibration Software		
DR Production Software	LDM562	LDM-534
Data Butler		
Distributed Database (Qserv)		LDM-552
Commissioning Cluster Enclave		LDM-541
DAC Enclaves		LDM-539
Offline Production Enclave (NCSA)		LDM-532
Prompt Enclaves		
Data Management Acceptance	LSE-61	LDM-639

Table 1: Components of the Data Management system with the test specifications to verify them. A cyan background indicates that a test specification is currently available; yellow, that one is being drafted at time of writing; orange, that the existing test specification is under revision.

Following the test approach here described, the milestone consist in a Jira test plan and one or more test cycles. The test cases to be executed in a milestone, and listed in the test cycle, may come from different component's test specification. Therefore, for each milestone described in Section 5 and Section 6, shall be specified which components are involved.

2.3 Test Approach Overview

This section gives an overview of the approach, facilities and documents involved in the verification process.

2.3.1 Tools

MagicDraw: is the tool where all modeling and requirements definition is done. System Engineering will derive the final coverage of the LSST requirement using MagicDraw, therefore the importance to have all information collected here.

Jira and Test Management Plugin: Jira is the issue tracking system. The Test Management plugin (ATM) add the capability to handle verification activities in Jira.

Sinedia: this is the synchronization tool between MagicDraw and Jira.

Extraction Scripts: these scripts will permit to extract from Jira the relevant test documentation: the test specifications and the test plan and report.

2.3.2 Requirements and Test Objects

Requirements: are defined in MagicDraw and the change control process is applied to them. High level requirements, like the one documented in LSE-61, are managed by the project CCB, the low level requirements are change controlled by the DM CCB. Requirements are collected in Requirements Specification documents and are not synchronized in Jira.

Verification Elements: each requirement is decomposed in one or more verification elements. A verification element is an aspect of the requirement that can be tested, without considering the full requirement. The verification elements are created in MagicDraw and synchronized with Jira. Product owners must update them in Jira with a proper description and other characterization parameters. System Engineering will synchronize them with MagicDraw once the update is complete. Verification elements in Jira are implemented with a specific issue type, and are normal Jira issues.

Test Cases: are the definition of test procedure to be executed in order to prove that the related verification elements are properly tested. A test case can be related with many verification elements. It is not a Jira issue, but a test object provided by ATM.

Test Plans: are the definition of the test activity to be executed at a specific moment in time in order to fulfill a specific purpose, for example validate a release or complete a verification milestone. The test plan is just the definition of the activity, and will not contain nor relate directly to any test case. A Test Plan can be related to multiple Test Cycles and the test cycles will be related to the test cases. It is not a Jira issue, but a test object provided by ATM.

Test Cycles: orchestrate the execution of the test. In the documentation are called sometime Test Runs. They are Jira objects that include multiple test cases to be executed in a specific order and configuration. Test Cycles are related to Test Plans, and contains list of test cases.

A test case can be included only once in a test cycle. If a test case need to be executed with two different configuration during a test activity, two different test cycles need to be used. It is not a Jira issue, but a test object provided by ATM.

Deviations: in the case that it is not possible to successfully verify a Verification element, due to a test failure, a request for deviation can be opened. This is implemented trough Deviation Jira issue types.

For more details on the different Jira objects and how to use them, refer to the following confluence page <https://confluence.lsstcorp.org/display/DM/DM+Test+Approach>.

Workflows on the different objects are available in SE documentation.

2.3.3 Test Documents

Though all tests information is contained in MagicDraw and Jira, it is important to have a baselined test documentation in Docushare. .

The **Test Specification** document consists of a collections of test cases that cover a specific Data Management product as defined in the document tree and in Section 2.2. These collections of test cases are available in in Jira as views in the “LSST Verification and Validation” project, and are organized in folders.

The test specification sections are organized as follows:

- Introduction: includes subsections “Objective” and “Scope” to edit and maintain manually by the author, not in Jira, and upload changes it in github.
- Approach: to edit and maintain manually by the author, not in Jira, and upload changes it in github. The relevant subsections are: “Tasks and criteria”, “ Features to be tested”, “Features not to be tested”, “Pass/fail criteria”, “Suspension criteria”, “Naming convention”.
- Test Case Summary: this is a summary table extracted directly from Jira that will summarize all test cases included in the test specification. Do not edit it manually, all changes need to be done in Jira.

- **Test Case Specification:** this section will include all test cases details extracted automatically from Jira. Do not edit it manually, all changes need to be done in Jira.

One additional appendix will be added to the test specification to baseline the corresponding verification elements.

Additional sections can be added in appendix.

The test specification is a living document, test cases may be added or updated in Jira and new issues of the same document will be generated, approved and uploaded in DocuShare.

Note: never update a test specification in section 3 or 4, since this will be overwritten by the extraction scripts. Note also that the old naming convention is not more applicable, since the Test Case identification is assigned automatically by Jira. Existing test cases will preserve the old identification in the subject.

Taking advantage of the continuous integration process executed in Travis, the **extraction scripts** will be integration in the build of the pdf in order to extract dynamically the section 3 and 4 content from Jira, on a regular basis, to be defined.

The **Test Plan and Report** is the documented that will include all information related to a test campaign. This includes all information from the test plan and the related test runs. Do not edit it directly, all change need to be done in Jira.

The author need to define the structure of the document and upload it in github. The continuous integration in Travis will take care to build the document on a regular bases, to be defined, downloading the corresponding information from Jira.

The test plan and report scope is constrained on a single major test activity. It may only be updated, generating a new issues of the document, in case of re-execution of a subset of tests after the test campaign is concluded and the document is already in DocuShare. In general a new test activity, due to a new milestone or release to be tested, imply a creation of a new test plan and report.

Note that in the past this document was identified as "Test Report" but is now the "Test Plan and Report" in order to better identify the two types of information it contains: planning

of the test activity and report on the executed test cases. The document type acronym will remain DMTR.

Note also that, the reports considered in this context are only the documents which scope is to provide information on test campaigns documented and executed using the test management infrastructure in Jira. Release characterization reports are not relevant here, unless their documentation, planning and execution will not follow these guidelines and use the same tooling.

2.3.4 Approval Procedure

The approval of the test specification is already addressed via RFC as done for all the DM-CCB controlled documents.

New or updated test cases shall be in status “draft”. After the test specification has been approved via RFC, their status need to be set to “approved”. Only then the document can be regenerated and uploaded in Docushare.

The approval of the test plan and report, is a bit different. For practical reasons, the test report is completed in 2 steps:

- before the test execution: the test plan and the test cycle should be created in Jira, in order to demonstrate that the test is ready to start.
- after the test execution: the document is finalized including the reports and comments on the execution of the test cases, issues raised during the test campaign and the a statement summarizing the global test campaign result.

Only the final document is relevant for deriving the global coverage of the DM requirements, but it is important that both steps are approved separately. In this way we ensure all conditions are met to execute the tests.

The approval of the first step comes after verification, by the product owner, that all needed information is provided in Jira and therefore in the test plan and report document. The formality of issuing the document in Docushare can be skipped, but a coherent draft has to be

available in DMTR-XXX.lsst.io and the status of the corresponding test plan has to be set to "approved". Stakeholders that may have some expectation on the activity results, like scientists, T/CAMs or others, should be involved before the approval.

The final approval of the document, after the test activity is concluded and all information is collected in Jira, should be explicitly given by whoever requested the test activity to be carried out.

2.3.5 The DM VCD

The global project wide verification control document will be obtained from MagicDraw by the System Engineering team.

However, Data Management will be able to provide a DM specific verification control document, that will show the coverage of each system specific requirement, and their relation with test cases and test executions. This information will be derived only from Jira using the "extraction scripts" already used for the generation of the test specification and test plan and report.

An example, at least in structure, of the VCD is given in Table 2.

Parent Req.	Requirement (req. doc.)	Child Req.	Verification El. (jira id)	Test Case (test spec.)	Run Date (test report)	Test Status
	DMS-REQ-0001 (LSE-61)	LSP-REQ-0002 LSP-REQ-0312	DMS-REQ-0001-V-01 (LVV-1)	LVV-T1 (LDM-639)	2018-11-11 (DMTR-099)	Passed
				LVV-T4 (LDM-639)	2018-11-11 (DMTR-099)	Passed
			DMS-REQ-0001-V-02 (LVV-1)	LVV-T2 (LDM-535)		Not Run
OSR-REQ-007	DMS-REQ-0002 (LSE-61)		DMS-REQ-0002-V-01 (LVV-3)	LVV-T3 (LDM-639)	2018-11-11 (DMTR-099)	Failed
				LVV-T2 (LDM-535)		Not Run

Table 2: DM VCD (**example only**), the elements displayed here are not real, will updated with rial data as soon as available.

2.4 Roles and Personnel

For each test case is required to specify the “owner”. This in general is the *tester* that will be in charge of executing the test case. However, when assigning a test case to a specific test cycle, it is possible to specify a different name.

The tester is responsible for executing the test cases following the script provided in the Jira “LSST Verification and Validation” project (Section 2.3).

Testers submit details of test execution to Jira project, where it is used to log test execution and may be used to generate test reports. The information captured in Jira will also be used to populate the Verification Control Document (see Section 2).

Tests and procedures will sometimes fail: a test case may be re-run several times until it passes, but testers will log an explanation than indicates that any failures were understood (e.g. they were due to a fault that was fixed) or repeated sufficient times to ensure that passing the test was not transient success. Issues which cannot be resolved by the tester in the course of carrying out the test will be reported as “Software Problem Reports” (SPRs) through the Data Management ticketing system (the Jira “Data Management” project at the time of this document revision). The DMCCB, or an individual designated by it, will be tasked with assessing the SPRs determining the timescale for re-executing the test procedure. If a new version of the software is provided, a test cycle can be create in order to document the new run in a separate Jira element, and keep track of the history.

Other parties that have a relevant role in Data Management verification are identified in the appropriate sections of the document; these are involved in their primary capacity (e.g. the DM Systems Engineer) and so are not individually listed in this section.

2.5 Pass/Fail Criteria

A test case will be considered “Passed” when:

- All of the test steps of the Test Case are completed; and
- All open SPRs from this Test Case are considered noncritical by DMCCB.

A test case will be considered “Partially Passed” when:

- Only a subset of all of the test steps in the Test Case are completed and/or there remain open SPRs which are regarded as critical by the DMCCB; but
- The DMCCB regards overall purpose of the test as having been met.

A test case will be considered “Failed” when:

- Only a subset of all of the test steps in the Test Case are completed and/or there remain open SPRs which are regarded as critical by the DMCCB; and
- The DMCCB regards overall purpose of the test as not having been met.

Note that in LPM-17 science requirements are described as having a minimum specification, a design specification and a stretch goal. While we preserve these distinctions in some DM tooling for internal tracking purposes, for the purposes of these tests, it is the design specification that is verified as having been met for a test to pass without intervention of the DMCCB. Ultimately, if it proves impossible to satisfy a requirement at design specification, LSST Project level approval is required to accept the minimum specification.

2.6 Constraints and Limitations

2.6.1 Procedural and Technical Limitations

- The Data Management system must be verified before the complete LSST system can be completed. Verification is therefore carried out using precursor datasets², simulated data, and — where available — with engineering and pre-release data from the as yet incomplete LSST system.
- Metric measurements and operational rehearsals during construction may not involve critical operational systems that are still in development. For example, while computational performance is being measured, computationally dominant algorithmic steps such as deblending and multi-epoch fitting may only be modeled, since they have not

²e.g. from Hyper Suprime-Cam; Section 6.4

yet been implemented; operational rehearsals are done without the factory LSST workflow system; etc.

2.6.2 Requirements Traceability Constraints

The Data Management verification plan is based entirely on requirements captured in the DM System Requirements (LSE-61). It does not refer to higher level requirements documentation, such as the LSST System Requirements (LSE-29) or the Observatory System Specifications (LSE-30); rather, we assume that all higher level requirements have been correctly flowed down to DM. In practice, the Systems Engineering team continues to refine the flow-down of higher level requirements and issue updates to LSE-61; this test plan must both anticipate and be responsive to those updates.

3 Operations Rehearsals

The operability of the Data Management system is demonstrated through a series of operations rehearsals. Like verification tests, these rehearsals correspond to high level DM milestones (Section 5), and involve carrying out a specific set of activities under controlled conditions. As such, many of the considerations described in Section 2 also apply to rehearsals. However, the aim of the rehearsal is not to verify that the performance of the Data Management system meets some requirement, but to verify that it can be integrated and operated successfully, and to demonstrate and validate operational procedures.

The current schedule calls for six rehearsals to be carried out to test different aspects of the system (for example, one rehearsal addresses nightly operations, and another the production and curation of a data release). At time of writing, the activities to be undertaken as part of each operations rehearsal are currently being detailed. This schedule and scope of each exercise will be designed to align with the LSST Commissioning Plan (LSE-79).

Operations rehearsals require an *Rehearsal Coordinator* to oversee the process. This is a distinct role from that of the testers (Section 2.4, since they are (by definition) carrying out their operational roles during the rehearsal. For example, the rehearsal may not be directed by the Operations Manager, since that person has a major role in the rehearsal. An individual not involved in the rehearsal itself will be identified to perform this function.

4 Science Validation

4.1 Definition

We define DM Science Validation as the process by which we assess the as-built Data Management system meets the needs of the scientific community and other identified stakeholders.

We assess the projected and realized scientific usability of the system by periodically exercising the integrated system in a way that goes beyond synthetic unit and integration tests and verification of piece-wise requirements as described in previous sections. In other words, we *attempt to use the system in ways we expect it to be used by the ultimate users of the system, scientists*. An example may be performing a mock science study on the results of processing of precursor data, or performing a mock science-like activity (e.g., interactive analysis of time-domain datasets) on a partially stood-up service (e.g., the Notebook aspect of the LSST Science Platform). We record and analyze any issues encountered in such usage, and feed this information back to the DM Science and DM development teams.

Science Validation exercises are designed to close the design-build-verify loop, and enable one to measure the degree to which the requirements, designs, the as-built system, and future development plans continue to satisfy stakeholder needs. They also provide valuable feedback about modifications needed to ensure the delivery of a scientifically capable system. Ultimately, SV activities transfer into commissioning SV activities and provide training to the future members of the Commissioning team.

4.2 Schedule and Execution

4.2.1 Schedule

Unlike the verification and rehearsal activities, which correspond to high level milestones, validation activities are planned and prepared in a rolling wave fashion in parallel with development activities (on a 6-month cycle, or perhaps a year). The SV activities will typically be designed so as to exercise the capabilities of the system expected to be delivered at the end of a given development cycle. The Science Validation (SV) team guides the definition of goals of those activities, in close consultation with the DM Project Manager.

By their nature, SV activities will typically lag behind deliveries of the (sub)system being verified – ideally, they will commence immediately upon delivery. Preparatory SV activities (e.g., identification and acquisition of suitable datasets, identification of potential Science Collaboration resources to include on the activity, or development of activity-specific analysis codes) will commence as early as feasible. DM SV Scientist will coordinate the execution of all SV activities.

SV activities should aim to take no longer than two months to conclude, to enable rapid actionable feedback to DM Management and DM Subsystem Science.

4.2.2 Execution

Science Validation activities typically follow the successful execution of unit and integration test activities described in the previous sections, especially the larger “dress rehearsals” and “data challenges” as listed in Section 5 (Master Schedule).

Following successful service stand-up or data challenge execution (at integration and unit test level), the generated data products or integrated services are turned over to the SV team. The SV team performs additional tests and data analyses to exercise the integrated system and assess its quality relative to expectations for the current phase of construction. This assessment is fed back to DM Subsystem Science and Systems Engineering teams to inform them about the status and needed improvements to the system.

Beyond reporting on the results, the SV team examines the tests or procedures developed in this phase and identifies those that are good new metrics of system quality and could be run in an automated fashion. These are fed back to the development teams for productizing and incorporation into the automated QC systems.

4.3 Deliverables

Key deliverables of Science Validation activities are:

- Reports on the assessed capability of the Data Management System to satisfy stakeholder needs. The assessments shall take into account the expected maturity of the system being tested.

- Recommendations for improvements and changes, both in the quality of as-constructed systems (i.e., what needs to be built differently or better, to make it more consistent with the system vision), as well as the overall system vision (i.e., recommendations on where the vision may need to be modified to fully respond to stakeholder needs).
- Measurements of performance metrics that do not lend themselves to easy automation (e.g., science activities requiring human involvement, like visual classification, or UX tests).
- Identification of new performance metrics to be tracked, including potential deliveries of code to the DM Construction and I&T teams for inclusion in automated quality control pipelines.
- Other deliverables as charged when chartering a particular SV exercise.

4.4 Organization and Resources

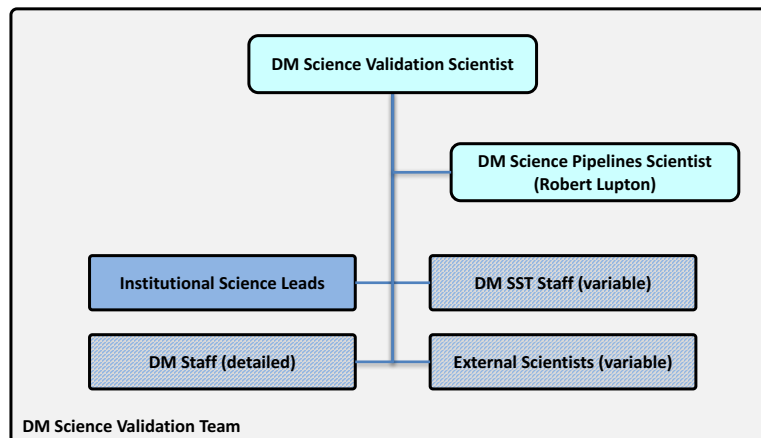


FIGURE 4: Organogram of the Data Management Science Validation Team. The group is chaired by the DM Science Validation Scientist, with the DM Science Pipelines Scientist and Institutional Science Leads making up the permanent membership. Depending on the SV activities being executed at any given time, the group may draw on additional temporary members from DM SST Staff, the broader DM Construction staff, as well as external scientists (e.g., Science Collaboration members committed to assisting SV goals). SV membership is reassessed on a cycle by cycle basis, with estimates incorporated in the long-term plan.

The DM Subsystem Scientist is accountable to the LSST Project Scientist for successful execution of DM Science Validation activities. This responsibility is delegated to the **DM Science Validation Scientist**, who leads the Science Validation (SV) team.

The SV team guides the definition of goals and receives the products of dress rehearsal activities, consistent with the long-term testing roadmap defined in Section 5. Decisions on strategic goals of SV exercises are made in close consultation and coordination with the DM Project Manager and Subsystem Scientist. The results of SV activities are reported to the DM Project Manager and Subsystem Scientist.

SV activities draw on resources of the DM System Science Team, but may also tap into the broader construction team if needed (and as jointly agreed upon with the DM Project Manager), as well as contributors from the LSST Science Collaborations. Additional members may be added as needed, depending on SV activities being considered and based on the recommendation of the DM SV Scientist and resource constraints.

The SV Scientist, the DM Science Pipelines Scientist, and all Institutional Science Leads are ex-officio members of the SV Team. DM Project Scientist and Managers are not formal members, but monitor the work of the group.

4.4.1 Example

An example of a Science Validation activity may be as follows:

- Based on the long-term development roadmap and new capabilities expected to be delivered, at the beginning of a 6-month cycle the SV Team defines the goals of a data challenge to be executed at the end of the cycle. For the purposes of this example, we assume a major new feature to be delivered is astrometric calibration and estimation of proper motions.
- A small data release production using HSC data is defined that should result in a data set sufficient to measure the size and orientation of velocity ellipsoids in the Galactic halo. If such measurements are a success, they would independently validate the newly added global astrometric calibration and proper motion measurement capability.
- At the end of the development cycle, the Science Pipelines team delivers to the proto-Operations team a documented and internally tested set of DRP pipelines with the new capabilities as defined above. The pipelines pass all unit and small-scale integration tests. The proto-Operations team deploys and re-verifies the received pipelines in the I&T environment designed to closely mimic the production environment. They verify

that the pipeline integrates well with the orchestration system and is capable of executing medium-to-large scale processing. The pipelines pass integration tests.

- The data challenge is operationally planned and executed by the proto-Operations team, including the execution of any predefined QA metrics. The data products and test results are turned over to the Science Validation team.
- The Science Validation team performs the analysis needed to achieve SV exercise goals (the measurement of velocity ellipsoids, in this case).
- The results and conclusions derived from the data challenge are fed back to the DRP team, DM Project Management, and DM Subsystem Science; they may be used to assess the overall quality of the product, pass a formal requirement, and/or inform future construction decisions.
- Any newly developed but broadly useful tests are identified as such, and fed to the I&T team for inclusion into the battery of tests that are run on a regular basis.

5 Master Schedule

The schedule for testing the system until operations commence (currently 2022) is outlined in Table 3. Tests named following the pattern “LDM-503-NN” (LDM-503-01, -02, etc) correspond to major ³ milestones of the DM project. These tests are closely tied to major integration events for the overall LSST system, as shown in Figure 5. This schedule also includes nightly and weekly tests which are executed throughout the construction period by the continuous integration (CI) system (Section ??).

Table 3: List of High Level integration tests for DM

ID	Date	Location	Title
LDM-503-NLY	Nightly	CI System	Nightly integration tests
LDM-503-WLY	Weekly	CI System	Weekly integration tests
LDM-503-01	2017-11-30	NCSA	Science Platform with WISE data in PDAC
LDM-503-02	2017-11-30	NCSA	HSC reprocessing
LDM-503-03	2017-11-30	NCSA	Alert generation validation
LDM-503-04	2018-06-01	NCSA	Aux Tel DAQ integration functionality test

³Level 2, in the parlance of LDM-294.

LDM-503-04b	2018-06-01	NCSA	Aux Tel DAQ interface Integration Verification and Spectrograph Operations Rehearsal
LDM-503-05	2018-07-02	NCSA	Alert distribution validation
LDM-503-08b	2018-09-06	NCSA	Small Scale CCOB Data Access
LDM-503-06	2018-11-30	NCSA	DM ComCam interface verification readiness
LDM-503-07	2018-11-30	NCSA	Camera data processing
LDM-503-09	2018-11-30	NCSA	Ops rehearsal for commissioning #1
LDM-503-09a	2018-11-30	NCSA	Pipelines Release Fall 2018
LDM-503-08	2019-01-04	NCSA	Spectrograph data acquisition
LDM-503-10	2019-09-25	NCSA	DAQ validation
LDM-503-10b	2019-10-02	NCSA	Large Scale CCOB Data Access
LDM-503-11	2019-10-02	NCSA	Ops rehearsal for commissioning #2
LDM-503-11a	2019-10-02	NCSA	ComCam Ops Readiness
LDM-503-11b	2019-10-02	NCSA	Pipelines Release Fall 2019
LDM-503-12	2019-12-05	NCSA	Ops rehearsal for commissioning #3
LDM-503-12a	2020-07-27	NCSA	LSSTCam Ops Readiness
LDM-503-13a	2020-10-30	NCSA	Pipelines Release Fall 2020
LDM-503-13	2020-11-30	NCSA	Ops rehearsal for data release processing #1 (ComCam data)
LDM-503-14	2020-11-30	NCSA	DM Readiness for Science Verification
LDM-503-15a	2021-10-28	NCSA	Pipelines Release Fall 2021
LDM-503-15	2021-11-29	NCSA	Ops rehearsal for data release processing #2
LDM-503-16	2022-02-28	NCSA	Ops rehearsal for data release processing #3
LDM-503-17a	2022-08-31	NCSA	Final Pipelines Delivery
LDM-503-17	2022-09-30	NCSA	Final operations rehearsal

6 Major DM Milestones

6.1 Nightly software integration tests and releases (LDM-503-NLY)

Nightly throughout construction, the DM continuous integration system (Section ??) performs a complete rebuild of all major components of the Data Management codebase, executes their associated unit tests, and runs a series of automated small-scale integration tests. Failures are logged, and the DM team notified. The resulting build artefacts are packaged for

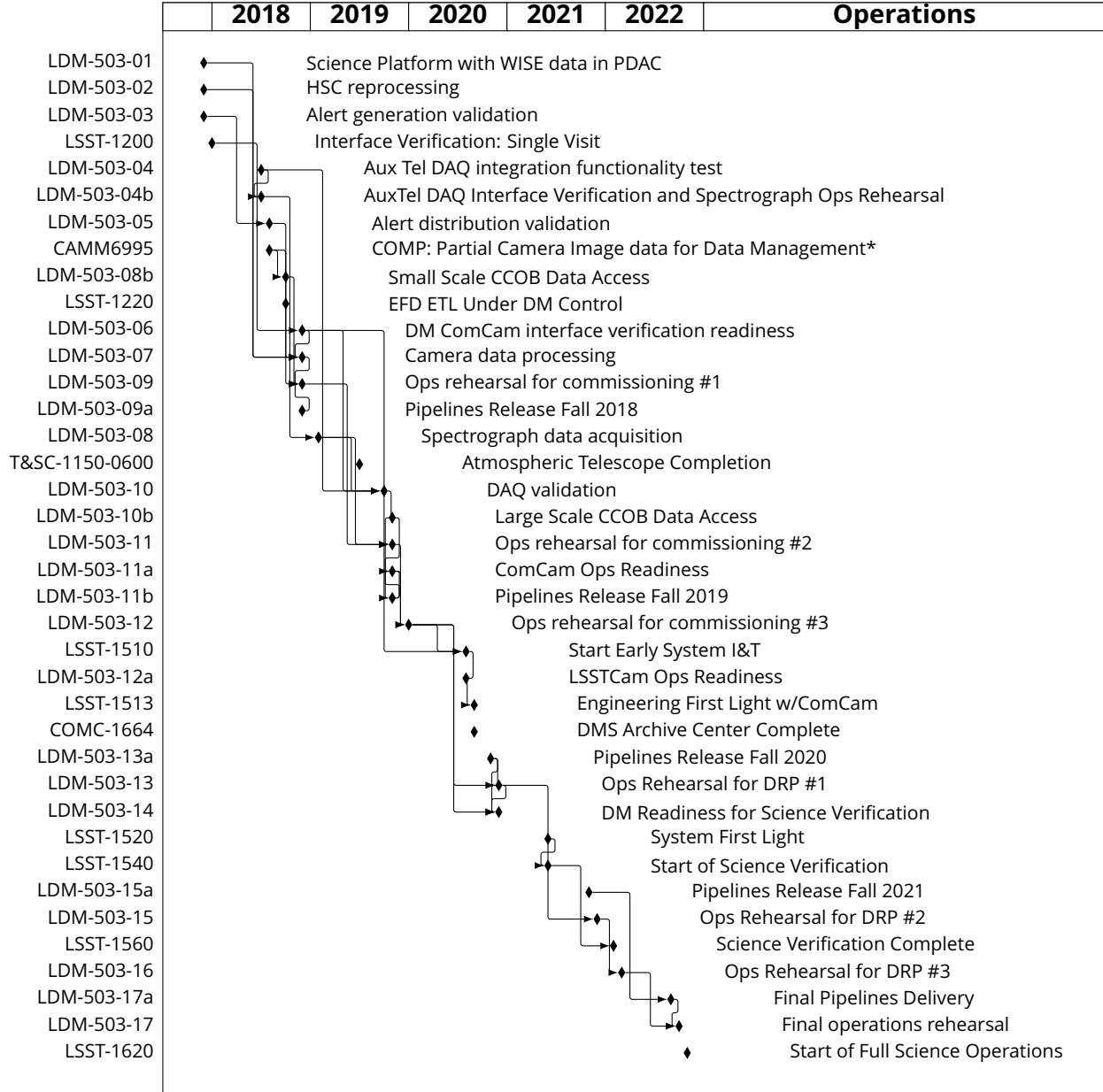


FIGURE 5: DM major milestones (LDM-503-x) in the LSST schedule.

release as a “nightly build”.

6.2 Weekly software integration tests and releases (LDM-503-WLY)

Nightly throughout construction, the DM continuous integration system (Section ??) performs a complete rebuild of all major components of the Data Management codebase, executes their associated unit tests, and runs a series of automated small-scale integration tests. Failures are logged, and the DM team notified. The resulting build artefacts are packaged for release as “weekly build”, and automatically made available for developer use on shared hardware.

6.3 Science Platform with WISE data in PDAC (LDM-503-01)

6.3.1 Specification

This test will be executed following the procedure defined in LDM-540 v1.0 §3.1 (LSP-00).

6.3.2 Description

SUIT continues PDAC development, adding the WISE data, further exercising the DAX dbserve and imgserv APIs, and taking advantage of metaserv once it becomes available

6.3.3 Comments

From DAX: need to be clear about which WISE datasets are to be loaded: the data wrangling effort required to download, inspect, convert, partition, and load each additional dataset is cumulatively non-trivial for DAX

6.4 HSC reprocessing (LDM-503-02)

6.4.1 Specification

This test will be executed following the procedure defined in LDM-534 v3.1 §3.1 (DRP-00).

6.4.2 Description

Validate the data products with the LSST stack match or improve upon HSC products. Validate the ops platform in NCSA, including installing the stack, starting & stopping production. Generate a validation data set for weekly integration and other tests.

6.5 Alert generation validation (LDM-503-03)

6.5.1 Specification

This test will be executed following the procedure defined in LDM-533 v1.1 §3.1 (AG-00).

6.5.2 Description

Validate the alert generation stack performance on several DECam & HSC datasets.

6.5.3 Comments

Validate the alert generation stack performance on several DECam and HSC datasets. "Stack" is probably ill-defined here: is this simply testing science logic, or are we going after a wider integration exercise?

6.6 Aux Tel DAQ integration functionality test (LDM-503-04)

6.6.1 Specification

This test will be executed following the procedure defined in LDM-538 v1.0 §4.1 (RAS-00-00).

6.6.2 Description

Demonstrate the writing of a well-formed raw image with proper headers.

6.6.3 Comments

A minimal system that can be used to generate a raw image and then create a FITS file with headers.

6.7 Aux Tel DAQ interface Integration Verification and Spectrograph Operations Rehearsal (LDM-503-04b)

6.7.1 Specification

This test will be executed following the procedure defined in LDM-538 v1.0 §4.4 (RAS-00-20).

6.7.2 Description

Demonstrate the integration of writing the well formed FITS file with the permanent record of the survey. The archive or permanent record of the survey includes site file systems with multiple copies, immutable data and entries in the consolidated database for later retrieval and search needs.

6.7.3 Comments

A minimal system that can archive simulated images from the AuxTel DAQ and demonstrate that they can be retrieved.

6.8 Alert distribution validation (LDM-503-05)

6.8.1 Specification

This test will be executed following the procedure defined in LDM-533 draft version of 2018-07-16⁴ §§4.7–4.9 (test cases LVV-T216, LVV-T217, LVV-T218).

⁴Git revision 4291d80.

6.8.2 Description

Validate alert distribution system and mini-broker fed by live or simulated live data.

6.9 Small Scale CCOB Data Access (LDM-503-08b)

6.9.1 Specification

This test will be executed following the procedure defined in LDM-538 v1.0 §4.2 (RAS-00-05).

6.9.2 Description

Demonstrate the integration of the CCOB with the permanent record of the survey. The archive or permanent record of the survey includes site file systems with multiple copies, immutable data and entries in the consolidated database for later retrieval and search needs.

6.9.3 Comments

A minimal system that can archive images and metadata from the CCOB and demonstrate that they can be retrieved.

6.10 DM ComCam interface verification readiness (LDM-503-06)

6.10.1 Specification

The execution procedure for this test is currently unspecified.

6.10.2 Description

Test the operation of the DM system prior to ComCam availability in Tucson.

6.10.3 Comments

"The DM system" should use some further definition: what do we want to test here? Data flow from ComCam to the Data Backbone, or science processing of ComCam data? Note the LSE-79 requirements for DM services in support of ComCam in table 8. They're required by Nov 2019/Feb 2020; it may be more appropriate to test some of them at a later date?

6.11 Camera data processing (LDM-503-07)

6.11.1 Specification

This test will be executed following the procedure defined in Will be covered by LDM-534; detailed test specification still under development..

6.11.2 Description

This test will demonstrate that camera test stand data can be made available and processed through the "Butler" data access abstraction

6.12 Ops rehearsal for commissioning #1 (LDM-503-09)

6.12.1 Specification

The execution procedure for this test is currently unspecified.

6.12.2 Description

Test how the system will run during commissioning.

6.12.3 Comments

Focus on ISR: we should test whatever we have available. See LSE-79 for a list of requirements.

6.13 Pipelines Release Fall 2018 (LDM-503-09a)

6.13.1 Specification

The execution procedure for this test is currently unspecified.

6.13.2 Description

Science Pipelines release in support of operations rehearsal LDM-503-09. Release contents described in LDM-564. Will be accompanied by a characterization report.

6.14 Spectrograph data acquisition (LDM-503-08)

6.14.1 Specification

The execution procedure for this test is currently unspecified.

6.14.2 Description

Demonstrate that we can acquire (and process, depending on capabilities at time of test execution) data from the Spectrograph.

6.15 DAQ validation (LDM-503-10)

6.15.1 Specification

The execution procedure for this test is currently unspecified.

6.15.2 Description

There is a project milestone that DAQ/DM/Networks are available late 2019. We will run a full scale data acquisition test in to show this is ready.

6.16 Large Scale CCOB Data Access (LDM-503-10b)

6.16.1 Specification

The execution procedure for this test is currently unspecified.

6.16.2 Description

Demonstrate the ability to read data from the CCOB with 21 rafts, store at the Data Facility and make it available on some cluster for analysis.

6.16.3 Comments

This was added as part of DM-13073 to show we can process optical bench data specifically CCOB 21 raft setup. This extends LDM-503-8b.

6.17 Ops rehearsal for commissioning #2 (LDM-503-11)

6.17.1 Specification

The execution procedure for this test is currently unspecified.

6.17.2 Description

More complete commissioning rehearsal: how do the scientists look at data? How do they provide feedback to the telescope? How do we create/update calibrations?

6.18 ComCam Ops Readiness (LDM-503-11a)

6.18.1 Specification

The execution procedure for this test is currently unspecified.

6.18.2 Description

ComCam will be in use in Nov. The DM system must be ready to deal with it.

6.18.3 Comments

"The DM system" should use some further definition: what do we want to test here? Data flow from ComCam to the Data Backbone, or science processing of ComCam data? Note the LSE-79 requirements for DM services in support of ComCam in table 8. They're required by Nov 2019/Feb 2020; it may be more appropriate to test some of them at a later date?

6.19 Pipelines Release Fall 2019 (LDM-503-11b)

6.19.1 Specification

The execution procedure for this test is currently unspecified.

6.19.2 Description

Science Pipelines release in support of operations rehearsal LDM-503-11. Release contents described in LDM-564. Will be accompanied by a characterization report.

6.20 Ops rehearsal for commissioning #3 (LDM-503-12)

6.20.1 Specification

The execution procedure for this test is currently unspecified.

6.20.2 Description

Dress rehearsal: commissioning starts in April so by this stage we should be ready to do everything needed.

6.21 LSSTCam Ops Readiness (LDM-503-12a)

6.21.1 Specification

The execution procedure for this test is currently unspecified.

6.21.2 Description

6.22 Pipelines Release Fall 2020 (LDM-503-13a)

6.22.1 Specification

The execution procedure for this test is currently unspecified.

6.22.2 Description

Science Pipelines release in support of operations rehearsal LDM-503-13. Release contents described in LDM-564. Will be accompanied by a characterization report.

6.23 Ops rehearsal for data release processing #1 (ComCam data) (LDM-503-13)

6.23.1 Specification

The execution procedure for this test is currently unspecified.

6.23.2 Description

ComCam data will now be available. Demonstrate its use in producing a data release.

6.23.3 Comments

Note that LSE-79 requires a suite of DM services in support of the full camera in May 2020. It seems inappropriate to test them as part of a commissioning ops rehearsal, but they are well before this data. Do we need another test milestone?

6.24 DM Readiness for Science Verification (LDM-503-14)

6.24.1 Specification

The execution procedure for this test is currently unspecified.

6.24.2 Description

Science Verification starts in April. Demonstrate that all required DM software is available.

6.24.3 Comments

SV will include calculating all KPMs to demonstrate that we are reaching the science requirements. That obviously means we'll need code which is both capable of reaching those requirements, and calculating the KPMs.

6.25 Pipelines Release Fall 2021 (LDM-503-15a)

6.25.1 Specification

The execution procedure for this test is currently unspecified.

6.25.2 Description

Science Pipelines release in support of operations rehearsal LDM-503-15. Release contents described in LDM-564. Will be accompanied by a characterization report.

6.26 Ops rehearsal for data release processing #2 (LDM-503-15)

6.26.1 Specification

The execution procedure for this test is currently unspecified.

6.26.2 Description

Science Verification data will now be available. Demonstrate its use in producing a data release.

6.27 Ops rehearsal for data release processing #3 (LDM-503-16)

6.27.1 Specification

The execution procedure for this test is currently unspecified.

6.27.2 Description

Test readiness for operations.

6.28 Final Pipelines Delivery (LDM-503-17a)

6.28.1 Specification

The execution procedure for this test is currently unspecified.

6.28.2 Description

Final Science Pipelines release from the DM Construction Project. Release contents described in LDM-564. Will be accompanied by a characterization report.

6.29 Final operations rehearsal (LDM-503-17)

6.29.1 Specification

The execution procedure for this test is currently unspecified.

6.29.2 Description

Confirm readiness for operations.

Draft